 **MITSUBISHI
ELECTRIC**
MITSUBISHI DLP™ PROJECTOR

Changes for the Better



PK20

SVGA POCKET PROJECTOR

*Showtime, in hand.
Preview your digital snaps, on the spot!*



SD™ slot

Battery drive

10,000hrs Lamp life

Vivid LED color

Instant Start-up&Shut-down

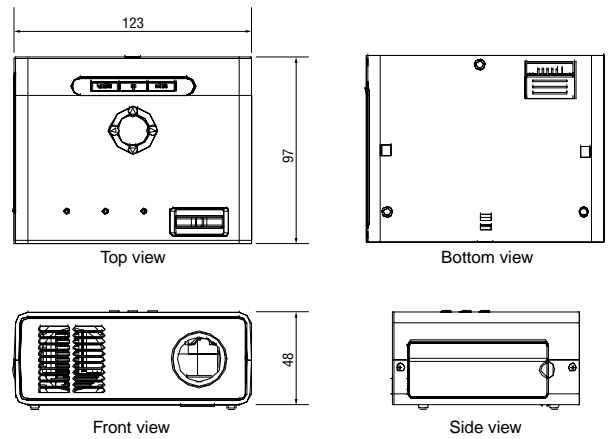
※SD™ is a trademark of SD Card Association.





SVGA POCKET PROJECTOR PK20


Dimensions



Unit:mm

Input/Output Terminal

- 1 S-Video in
- 2 Video in
- 3 PC/Component Video input (mini D-sub 15pin)
- 4 SD card reader
- 5 Audio out
- 6 Audio in
- 7 DC IN

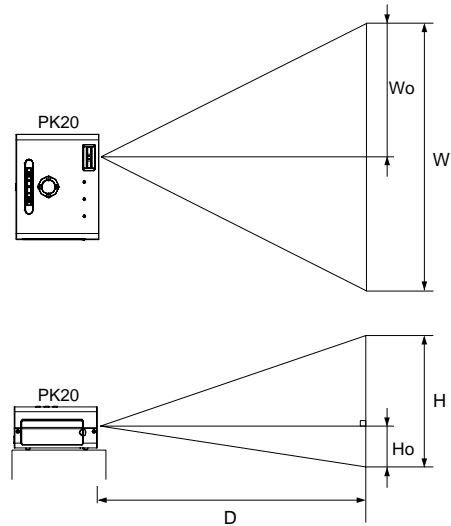


Specifications

Model	PK20
Display technology	0.55" DMD
Resolution	800 x 600 (Total 480,000 pixels)
Brightness	25lm (High brightnessmode)
Contrast ratio	1000 : 1 (on/off)
Picture size	12" - 60"
Light source	LED, Life Time : over 10000hrs (on an average)
Computer compatibility	Resolution ; 640 x 400 - 1024 x 768, True 800 x 600, Sync on Green available
Video compatibility	NTSC / NTSC 4.43 / PAL (including PAL-M , N) / SECAM / PAL-60 Component Video ; 480i/p(525i/p), 576i/p(625i/p), 720p(750p), 1080i (1125i 60Hz), 1080i (1125i 50Hz), [1080i (1250i 50Hz) is not available]
Input terminals	RGB ; mini D-sub 15pin x 1 Video ; RCA x 1 + S-VIDEO x 1 DC power input jack, SD card slot Audio : Stereo mini jack (φ3.5mm) x 1
Output terminal	Audio : Stereo mini jack (φ3.5mm) x 1
Audio speaker	1W
SD card viewer	Format:JPEG/MPEG-1/MPEG-4/MOTION JPEG
Power consumption	36W (Standby mode ; 1W) without battery
Dimension (W x H x D)	123 x 48 x 97mm (excluding height adjustment)
Weight	510g without battery
Power supply	AC 100 - 240V, 50/60Hz for AC adaptor, 15VDC for main unit
Fan noise	30 dBA

*SDHC is not intended. *Some JPEG and MPEG files including sound are not supporting.

Screen size and Projection distance



Screen size chart

	Screen						Distance from screen (D)		Distance from optical axis to the bottom of screen (Ho)	
	Diagonal size		Width (W)		Height (H)					
	inch	cm	inch	cm	inch	cm	inch	cm	inch	cm
(4:3)	12	30	9.6	24	7.2	18	15.0	38	1.9	5.0
	16	41	12.8	33	9.6	24	20.9	52	2.6	7.0
	20	51	16.0	41	12.0	30	26.2	66	3.2	8.0
	30	76	24.0	61	18.0	46	39.4	100	4.9	12.0
	40	102	32.0	81	24.0	61	52.6	134	6.5	16.0
	50	127	40.0	102	30.0	76	65.8	168	8.1	21.0
(16:9)	12	30	10.5	27	5.9	15	15.0	38	1.1	2.9
	16	41	13.9	35	7.8	20	22.8	52	1.5	3.9
	20	51	17.4	44	9.8	25	28.6	66	1.9	4.8
	30	76	26.1	66	14.7	37	42.9	100	2.8	7.2
	40	102	34.9	89	19.6	50	57.3	134	3.8	9.6
	50	127	43.6	111	24.5	62	71.7	168	4.7	12.0
60	152	52.3	133	29.4	75	86.0	203	5.7	14.4	

Supplied Accessory

Tri-pod attachment



Optional Accessory

BT-PK20R (Battery)	Demension	123 x 24 x 97 mm
	Weight	350g
	Operating hours	120 minutes (with Low mode)



MITSUBISHI ELECTRIC CORPORATION
 HEAD OFFICE: TOKYO BLDG.,2-7-3, MARUNOUCHI, CHIYODA-KU, TOKYO 100-8310, JAPAN

To find out more about PK20 and our projectors, visit us at
Global.MitsubishiElectric.com/projectors/