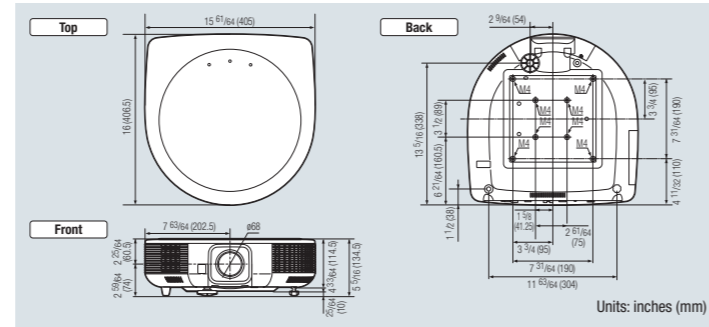


XV-Z30000



Dimensions



Optional Accessories

<p><b>3D Glasses</b></p> <p>AN-3DG10-S (silver)</p>	<p><b>Lamp</b></p> <p>AN-K30LP</p>	<p><b>Cable</b></p> <p>AN-C3CP2 3-RCA to 15-pin D-sub cable (10' (3 m))</p>	<p><b>Ceiling Mounts</b></p> <p>AN-TK201 For high ceiling installation</p> <p>AN-TK202 For standard ceiling installation</p> <p>AN-60KT Installation adaptor</p> <p>Note: Some of the optional accessories may not be available depending on the region. Please check with your nearest Sharp authorized projector dealer or service center.</p>
---	------------------------------------	---	--

Screen Size and Projection Distance

When using a wide screen (16:9): In case of displaying the 16:9 picture on the whole of the 16:9 screen

Picture size	Projection distance [L]		Distance from the lens center to the bottom of the image		Distance from the lens center to the center of the image
	Width (cm)	Height (cm)	Minimum [L1]	Maximum [L2]	
500"	436" (1107)	245" (623)	51.7" (131.7)	103.1" (261.7)	-245 1/4" (-623cm) 0" (0cm) ±82 1/4" (±210cm)
400"	349" (886)	196" (498)	41.4" (106.6)	83.2" (212.3)	-196 1/4" (-498cm) 0" (0cm) ±66 1/4" (±168cm)
300"	261" (664)	147" (374)	31.0" (79.0)	62.4" (159.0)	-147 1/4" (-374cm) 0" (0cm) ±49 1/4" (±126cm)
200"	174" (443)	98" (249)	20.8" (53.3)	41.7" (107.7)	-98 1/4" (-249cm) 0" (0cm) ±33 1/4" (±84cm)
100"	87" (221)	49" (125)	10.4" (26.3)	20.9" (53.3)	-49 1/4" (-125cm) 0" (0cm) ±16 1/4" (±42cm)
60"	52" (133)	29" (75)	6.2" (15.8)	12.6" (32.0)	-29 1/4" (-75cm) 0" (0cm) ±9 1/4" (±23.5cm)
40"	35" (89)	20" (50)	4.2" (10.7)	8.4" (21.3)	-19 1/4" (-49cm) 0" (0cm) ±6 1/4" (±16.3cm)

3D Signal Compatibility

Format	Signal	Horizontal frequency [kHz]	Vertical frequency [Hz]	Analog Support	Digital Support
Frame Packing	720P	75.0	50		✓
	720P	90.0	60		✓
	1080P	54.0	24		✓
Side By Side	720P	37.5	50		✓
	720P	45.0	60		✓
	1080P	28.1	50		✓
Top And Bottom	1080P	33.8	60		✓
	1080P	56.3	50		✓
	1080P	67.5	60		✓

Precautions on Viewing Stereoscopic 3D

- The sense of three-dimensionality may vary between individuals.
- Viewing stereoscopic 3D may cause discomfort or eye strain.
- For protection of proper eye development, children should avoid viewing stereoscopic 3D.
- Avoid viewing stereoscopic 3D if you have a pre-existing oversensitivity to light, sleep disorder, heart disease, or are pregnant, in poor health, feeling unwell, or inebriated.
- Read the operation manual carefully to ensure viewing stereoscopic 3D with safety and comfort.
- View 3D images at an appropriate distance. (Recommended distance: 3 x Effective picture height. Example: Approx. 12.3 ft (3.8 m) for 100-inch 16:9 picture)

Effective Distance of 3D Glasses

The 3D Glasses can receive infrared signals sent from the IR emitter within the range indicated in the diagram. Operating range (Distance from the IR emitter): Approx. 33 ft (10 m)

Specifications

Models	XV-Z30000
Display device	0.65" DLP® chip x 1
Resolution	1080P (1,920 x 1,080)
Brightness	1,600 lumens (in High Brightness Mode)
Contrast ratio	50,000:1 (in High Contrast Mode)
Lens	F-number
	Zoom
	Focus
Picture size	40" (102 cm) to 500" (1,270 cm)
Projection distance	40": 1.3 to 2.5 m, 100": 3.1 to 6.3 m, 500": 15.7 to 31.7 m
Input signals	Computer RGB
	DTV
Input terminals	HDMI
	Computer/Component (mini D-sub 15-pin)
	Component (3 RCA)
Output terminals	Trigger
	3D Synchro
Control terminals	LAN (RJ-45)
	RX-232C (D-sub 9-pin)
Horizontal frequency	15 to 110 kHz
Vertical frequency	43 to 85 Hz
Fan noise	22 dB (Eco+Quiet Mode on)
Projection lamp	250 W
Rated voltage	AC100 to 240 V
Rated frequency	50/60 Hz
Input current	3.5 A
Power consumption (Standby with Economy Mode on)	348 W (0.3 W) with AC 100 V/328 W (0.7 W) with AC 240 V
Operation temperature	41°F to 95°F (5°C to 35°C)
Dimensions (main body only) W x H x D	15 5/16" x 4 3/16" x 16" (405 x 114.5 x 406.5 mm)
Weight (approx.)	16.1 lbs. (7.3 kg)
Supplied accessories	Remote control, two R6 (AA) batteries, power cord (6' (1.8 m)), 3D active shutter glasses (2 pairs), infrared emitter, infrared emitter cable (10 m), operation manual, CD-ROM

Design and specifications are current as of March 2012, but are subject to change without notice. • DLP®, the DLP logo are trademarks or registered trademarks of Texas Instruments. • The terms HDMI and HDMI High-Definition Multimedia Interface, and the HDMI logo are trademarks or registered trademarks of HDMI Licensing LLC in the United States and other countries. • All company and product names are trademarks or registered trademarks of their respective manufacturers. Sharp makes no warranties or representations of any kind with respect to these products. • Brightness values indicate overall average values of the product at the time of shipment and are stated based on ISO 21118-2:2005.

SHARP

XV-Z30000  
High-definition DLP® Home Theater Projector



Turn Your Home into a 3D Home Movie Theater with This Incredible Full 1080p HD 3D Projector

SHARP

SHARP ELECTRONICS OF CANADA LTD.  
335 Britannia Road East, Mississauga, Ontario, L4Z 1W9  
www.sharp.ca





# Simply Set Up the XV-Z30000 and Watch Beautiful Theater-quality 3D Pictures at Home.

## Beautiful 3D Images

### Sharp's Unique ICs and IDT® Reon™ VX

The XV-Z30000 is equipped with Sharp's proprietary digital image ICs for 3D projection and the IDT® Reon™ VX, which incorporates various image processing algorithms for high-quality display of wide-ranging video sources for use in DLP. With these ICs and DLP, the XV-Z30000 achieves the high-quality natural and detailed expression of movie film ambience not only for 2D pictures but also 3D pictures.

#### Sharp's Unique Dual ICs for High-Quality 3D Pictures

With dual ICs, the XV-Z30000 provides broad compatibility for 3D formats\*, including the mandatory formats specified by the HDMI standard and others. Plus, 3D depth adjustment and algorithms to reduce crosstalk and flicker deliver pleasant, stress-free viewing conditions

\* Refer to the back page for details on compatible 3D formats.



Picture with crosstalk

Picture without crosstalk



#### Reon VX Video Processor – High-Quality Video Technology from IDT

The Reon VX uses true four-field, motion-adaptive 1080i de-interlacing to provide the highest quality 1080p image. In addition, the advanced HQV scaling, noise reduction and detail enhancement engines ensure that SD images are converted and delivered at a quality approaching HD.

### Sharp's Proprietary 3D Glasses and Infrared Emitter

The two pairs of 3D glasses that come with the XV-Z30000 are also compatible with AQUOS LCD TVs. With these glasses, you can enjoy 3D on AQUOS for normal viewing or on a larger screen with the XV-Z30000. The 3D glasses provide 2D/3D switching, and so viewers can return to 2D and continue watching content to avoid any fatigue from viewing 3D, particularly when watching with family and friends who are unaccustomed to 3D.



Also, the infrared emitter for the XV-Z30000 is separate rather than built in, and the 3D glasses directly receive infrared signals. This results in a wider 3D viewing range with greater freedom



\* Refer to the back page for details on the effective distance of the 3D glasses.

### HDMI for Blu-ray 3D Compatibility

The XV-Z30000 is equipped with two HDMI inputs to simultaneously connect to a 3D-compatible Blu-ray player, still camera or video camera to view 3D content.



\* Viewing 3D with a projector requires 3D content, 3D glasses, and a 3D sync emitter.

## Flexible Installation

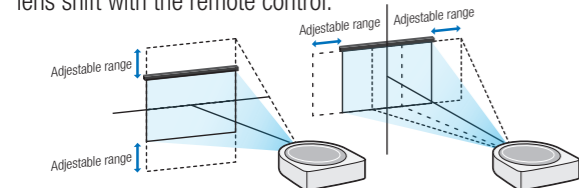
### Center Lens Design for Easy Installation

The lens is in the center of the projector, which makes it easy to install in a fixed position, such as for ceiling mounting, to project onto a screen.



### Powered Lens Shift Expands Installation Possibilities

Picture projection positions can be easily adjusted using powered lens shift with the remote control.

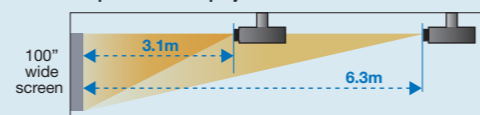


Vertical range: ±50% of image height  
Horizontal range: ±20% of image width

### 2x Power Zoom

Set the XV-Z30000 in any desired position according to the room size and other conditions.

A 100" wide-screen picture can be projected from 3.1 m to 6.3 m with the XV-Z30000.



### Projection Resizing for Anamorphic Lenses

A CinemaScope picture size (2.35:1) can be viewed using anamorphic lenses.



16:9 screen: Resizing off

2.35:1 screen: Resizing on

## High-Quality Picture

### Full HD Panel (1,920 x 1,080 pixels)

The XV-Z30000 provides Full HD high-resolution pictures with 1,920 x 1,080 pixels and greater capability for large-screen pictures to prevent rough, grainy colours. And, the panel is compatible with next-generation digital broadcast systems.

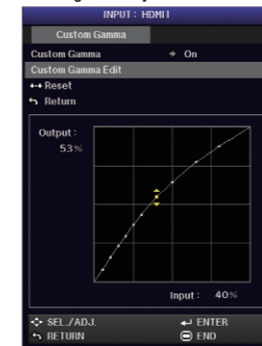
### 1,600-Lumen High Brightness

Incorporating Sharp optoelectronics technology, the XV-Z30000 provides 1,600-lumen brightness in high-brightness mode to enjoy large-screen pictures.

### Picture Mode

The XV-Z30000 is equipped with nine present picture modes, and the custom gamma function enables users to make colour preference settings in this mode.

#### Custom gamma-adjustment OSD




#### Picture Mode

Selectable items	Description
Standard	View standard images.
Movie 1	View movies with many bright scenes.
Movie 2	View movies with many dark scenes.
Monochrome	View black-and-white movies.
Animated movies	View anime or animated movies.
Sports	View sports and other images with fast-moving objects.
Stage	View live performances.
Dynamic	Make images vivid.
Game	Use this mode when the audio and image are not synched or when you want to create a sharper image.
User 1, 2	Customize the picture mode settings as desired.


### 50,000:1 Dynamic Contrast Ratio with Dual-Iris Mechanism

Employing a thoroughly developed optical engine with Dual-Iris Mechanism, the XV-Z30000 enhances fine, detailed differences between the darkest and brightest colours and provides superior black level reproduction. The mechanism features independent irises for adjusting illuminating conditions and projecting images. Also, the remote control can be used to select from four contrast modes.

Without auto iris

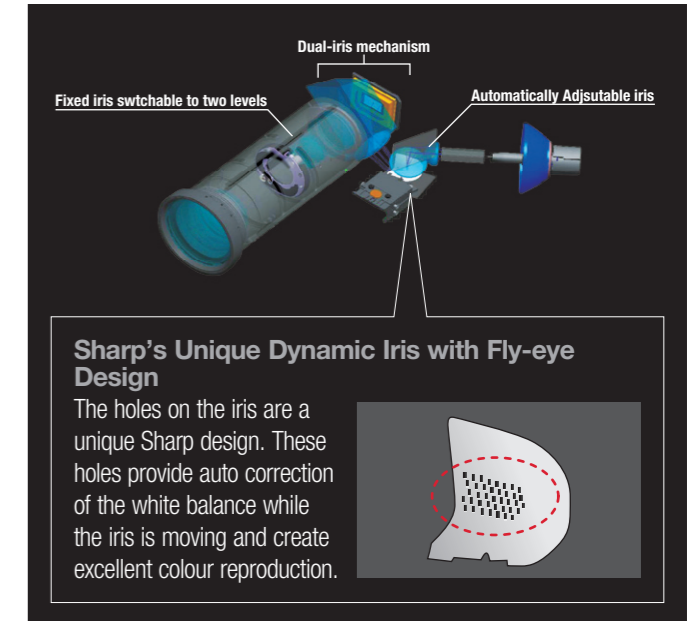


With auto iris



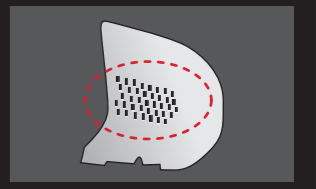
50,000:1  
Real blacks and clearly reproduced subtle colours provide impressively beautiful pictures.

#### Dual-Iris Mechanism



### Sharp's Unique Dynamic Iris with Fly-eye Design

The holes on the iris are a unique Sharp design. These holes provide auto correction of the white balance while the iris is moving and create excellent colour reproduction.



## Various Control Function

### System Control Supported

The XV-Z30000 supports control commands using LAN/RS-232C. Projector on/off switching and input switching can be controlled by using by operation pad that controls room lighting conditions and opening and closing of curtains.

### CEC (Consumer Electronics Control) Function\*

- The XV-Z30000 can be linked with other video devices and controlled using HDMI. Operating multiple devices is not required.
- One-Touch Play: The XV-Z30000 automatically turns on when you press the Play button on a video device connected with an HDMI cable.
- System Standby: The video device automatically turns off when you turn the XV-Z30000 off.

\* The XV-Z30000 is CEC compatible with Sharp video products.

### Trigger Terminal to Activate Powered Screen and Anamorphic Lens

A trigger terminal linked to the power switch activates a powered screen and anamorphic lens.