

Panasonic

ideas for life

PT-DZ770 Series

1-Chip DLP™ Projectors

PT-DZ770K
 PT-DZ770LK
 PT-DW740S
 PT-DW740LS
 PT-DX810S
 PT-DX810LS



Bright 8,200 lm* and Crisp, Vivid Pictures for Various Applications



* The PT-DX810S/DX810LS has 8,200 lm and the PT-DZ770K/DZ770LK/DW740S/DW740LS has 7,000 lm of brightness.



PT-DZ770K
 PT-DZ770LK

WUXGA
7,000 lm



PT-DW740S
 PT-DW740LS

WXGA
7,000 lm

PT-DX810S
 PT-DX810LS

XGA
8,200 lm



Detailed Images and Versatile Functions in a Compact Cabinet

Panasonic's unique optical engine in the PT-DZ770 Series projector produces 8,200 lm*¹ or 7,000 lm*² of brightness and high-quality images. This combines with a host of terminals and advanced management functions to provide high reliability and hassle-free maintenance. Ideal for a wide variety of applications, from education and business to stage performance.



Vivid Picture Quality with High Brightness

Bright 8,200/7,000 lm from Compact Body

New lamp drive system has helped to make the body as compact as Panasonic's PT-DZ6700 Series*³, while providing high brightness of 8,200 lm for the PT-DX810S and 7,000 lm for the PT-DZ770K/DW740S.

RGB Booster Significantly Improves Color Reproduction

The RGB Booster achieves high image quality with levels of color reproduction and brightness that make each color stand out. It combines Panasonic's proprietary Vivid Color Control technology with a newly engineered Lamp Modulation Drive System for a 1-chip DLP™ projector that produces bright and vivid colors.

• Vivid Color Control

This unique control technology optimizes the use of the color segment areas of the color wheel. It increases the brightness of each

RGB color by minimizing the unallocated portions between the colors, to achieve truly vivid coloring.

• Lamp Modulation Drive System

With the advanced lamp modulation technology, the projector is able to control the lamp intensity for each of the red, green, blue, and white segments of the color wheel separately. Because the actual light output is controlled in relation to each color segment, light usage is optimized and color balance is obtained without lowering the brightness. This results in bright vivid images with increased color fidelity.

Detail Clarity Processor Brings Depth and Clarity to Details

This advanced image-processing circuit analyzes the video signal frequency range for each scene by extracting data on the distribution of high, mid, and low-frequency components, and brings out fine details accordingly. The resulting images have a more natural, three-dimensional appearance with crisp, clear detail.

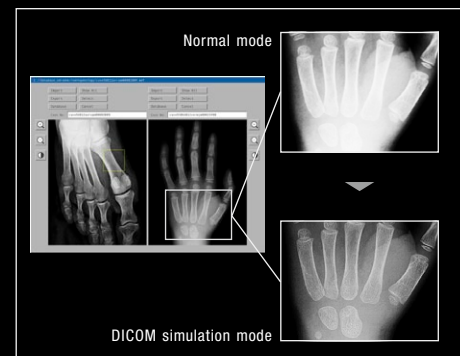
System Daylight View 2 for Enhanced Color Perception

Image details are less clear when a projector is used in a room with the lights on. Panasonic's System Daylight View 2 improves brightness perception by adjusting sharpness, gamma curves, and color corrections. This produces crisper, more stunning images with vivid colors even under bright conditions.



DICOM Simulation Mode*⁴

This imaging mode is similar to DICOM part 14, which is a medical imaging standard. It reproduces X-ray images with remarkable clarity.



• Conventional system



Because the lamp power was fixed in conventional projectors, color reproduction was enhanced by sacrificing brightness.

• RGB Booster



By modulating the lamp power, we can maximize the color reproduction of each color without sacrificing brightness. Light usage is optimized, and color balance is obtained without lowering the brightness.


Rec. 709 Mode for HDTV Projection

Optimal color reproduction can be achieved by selecting this mode, compliant with ITU-R Recommendation BT.709, when images from an HDTV source are projected.

Easy Maintenance and Superior Reliability

Eco Filter that Needs No Maintenance for up to 12,000 Hours*5

The original Eco Filter consists of two Micro Cut Filters (electrostatic filters), a pre-filter and a main filter, which use an ion effect to collect extremely small dust particles. The pre-filter has a honeycomb configuration and the main filter is pleated to achieve a large surface area that raises its dust collecting performance. Thanks to these features, the Eco Filter has a replacement cycle of up to 12,000 hours*5, which reduces the hassle of maintenance. And, as an environmental consideration, the filter can be washed with water and reused*6.

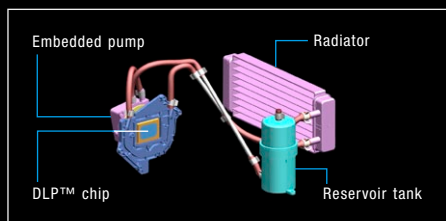


Dual-Lamp System Prevents Image Interruptions

The Dual-Lamp System eliminates the need to interrupt a presentation if a lamp should burn out (in dual-lamp operation mode). The Lamp Relay mode also operates the lamps alternately to enable 24/7 projector operation. The replacement lamp unit*7 can be used with all of the Panasonic PT-DW730 Series*8, PT-DZ6700 Series*9 and PT-DZ570 Series*9 projectors. This reduces the number of lamp types that need to be kept in stock when multiple projectors are used.

Liquid Cooling System Attains a High Level of Reliability

Panasonic's unique liquid cooling system directly cools the DLP™ chip to improve performance and enable operation up to 45°C (113°F)*10. This allows use in a wider variety of environments, while stabilizing performance and keeping the unit quiet even in harsh conditions. It also contributes to realizing the compact body. Plus, Panasonic's liquid cooling system is hermetically sealed, so you don't need to replenish the liquid.



System Integration Flexibility

Flexible Installation

The wide adjustment range of the powered horizontal/vertical lens shift function assures convenience and versatility during installation. It lets you easily make adjustments with the remote control. The unit can also be rotated 360 degrees vertically. This means you can install it at any angle you want, to accommodate different installation conditions.



A Wide Selection of Optional Lenses

Choose from a wide lineup of optional lenses for your system, including short-throw zoom lens, long-throw zoom and fixed-throw lenses for rear projection use. The additional lenses make it easy to adapt your projector to the installation site.



Multi-Screen Support System Seamlessly Connects Multiple Screens

The Multi-Screen Support System optimally adjusts multiple screens: Edge blending, color matching and multi-screen processor.

- **Edge Blending**

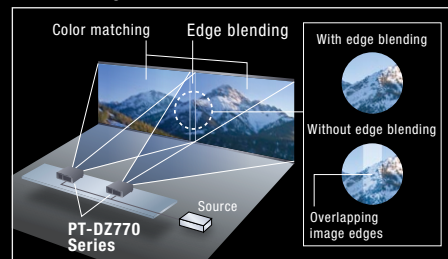
The edges of adjacent screens can be blended and their luminance controlled.

- **Color Matching**

This function corrects for slight variations in the color reproduction range of individual projectors.

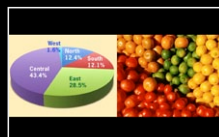
- **Multi-Screen Processor**

The PT-DZ770 Series projector can project large, multi-screen images without any additional equipment. Up to 100 units (10 × 10) can be edge-blended at a time.



Side-by-Side Function*11

The PT-DZ770K and PT-DW740S can simultaneously display images from two sources onto a single screen. For example, you can display a PC image on the left and a video image on the right. Taking advantage of the wide-screen projection, this function gives you a host of new application possibilities to explore.



Multi Projector Monitoring & Control Software

Panasonic's original freeware, "Multi Projector Monitoring & Control Software," allows the user to control and monitor multiple projectors at the same time via LAN. Projectors can be scheduled to turn on and off at a certain hour everyday. When a problem occurs, an alarm message is sent to the monitoring/controlling PC.

Crestron RoomView™ and AMX Device Discovery

The LAN terminal allows a computer connected to the network to use Crestron RoomView™ application software to manage and control system devices. Besides, The AMX Device Discovery technology is built in the PT-DZ770 Series projector.



Standby Mode: Eco*12

The PT-DZ770 Series projector has attained a low standby power level of 0.2 W*13 (STANDBY MODE: ECO). It also helps to slash running costs, and reduces environmental impact.

Other Valuable Features

- Multiple terminals with HDMI compatibility
- 3D color management system
- HD IP conversion
- Digital noise reduction
- Dynamic sharpness control
- Web browser control/monitoring and e-mail message alert
- PJLink™ (Class 1) compatibility
- Scheduling function
- 30m long-range wireless remote control
- Mechanical lens shutter
- Direct Power Off allows unplugging the power cord right after use



The PT-DZ770LK, PT-DW740LS and PT-DX810LS are sold without lenses. The specifications are the same as those of the PT-DZ770K/DW740S/DX810S.



PT-DZ770LK



PT-DW740LS
PT-DX810LS

Recommended Applications

The PT-DZ770 Series projector boasts superior image quality, flexible installation, and easy maintenance, making either model an ideal choice for use in classrooms, auditoriums, houses of worship, museums, and much more.




The PT-DZ770 Series projector is carefully manufactured at the Panasonic factory in Japan, under strict quality control. This is another, very important advantage of a Panasonic projector.

Ecology-conscious Design

Panasonic works from every angle to minimize environmental impact in the product design, production and delivery processes, and in the performance of the product during its life cycle. The PT-DZ770 Series projector reflects the following ecological considerations.

- No halogenated flame retardants are used in the cabinet.
- Lead-free solder is used to mount components to the printed circuit boards.
- Lamp power switching further reduces power consumption.
- Standby power consumption of only 0.2 W*13 has been achieved (STANDBY MODE: ECO)*12
- Auto Power Save activates standby mode when no signal is input.

Terminals



- | | | |
|-----------------|-------------------|------------------|
| 1 LAN connector | 5 HDMI input | 9 Remote 2 input |
| 2 Video input | 6 DVI-D input | 10 Serial input |
| 3 S-Video input | 7 Remote 1 input | 11 Serial output |
| 4 RGB 1 input | 8 Remote 1 output | 12 RGB 2 Input |

Silver/black models

Silver cabinet models of the PT-DZ770K and PT-DZ770LK are also available as built-to-order.

PT-DZ770S PT-DZ770LS



The specifications are the same as those of the PT-DZ770K and PT-DZ770LK.

Black cabinet models of the PT-DW740S/DX810S and PT-DW740LS/DX810LS are also available as built-to-order.

PT-DW740K PT-DX810K PT-DW740LK PT-DX810LK



The specifications are the same as those of the PT-DW740S/DX810S and PT-DW740LS/DX810LS respectively.

Optional accessories

- | | | | |
|---|--|--|---|
| ET-PKD56H
Ceiling mount bracket for high ceilings | ET-PKD55S
Ceiling mount bracket for low ceilings | ET-EMF300
Replacement filter unit | ET-LAD60A
Replacement lamp unit |
| | | | |
| ET-DLE080
Zoom lens | ET-DLE150
Zoom lens | ET-DLE250
Zoom lens | ET-DLE350
Zoom lens |
| | | | |
| ET-DLE450
Zoom lens | ET-DLE055
Fixed-focus lens | ET-LAD60AW
Replacement lamp unit (twin pack) | |
| | | | |

Projection distance

unit: meters (feet)

PT-DZ770K (16:10 aspect ratio)

Diagonal image size (throw ratio)	Throw distance												
	ET-DLE080 [0.8-1.0:1]		ET-DLE150 [1.3-1.9:1]		Supplied lens [1.7-2.4:1]		ET-DLE250 [2.3-3.6:1]		ET-DLE350 [3.6-5.4:1]		ET-DLE450 [5.4-8.6:1]		ET-DLE055 [0.8:1]
	min.	max.	min.	max.	min.	max.	min.	max.	min.	max.	min.	max.	
1.27 [50"]	0.82 (2.7)	1.04 (3.4)	1.38 (4.5)	2.01 (6.6)	1.82 (6.0)	2.52 (8.3)	2.42 (7.9)	3.87 (12.7)	3.80 (12.5)	5.81 (19.1)	5.66 (18.6)	9.12 (29.9)	0.83 (2.7)
2.03 [80"]	1.35 (4.4)	1.68 (5.5)	2.23 (7.3)	3.25 (10.7)	2.95 (9.7)	4.08 (13.4)	3.92 (12.8)	6.23 (20.4)	6.16 (20.2)	9.38 (30.8)	9.23 (30.3)	14.78 (48.5)	1.35 (4.4)
2.54 [100"]	1.70 (5.6)	2.11 (6.9)	2.81 (9.2)	4.08 (13.4)	3.71 (12.2)	5.11 (16.8)	4.92 (16.1)	7.81 (25.6)	7.74 (25.4)	11.76 (38.6)	11.62 (38.1)	18.55 (60.8)	1.70 (5.6)
3.81 [150"]	2.57 (8.4)	3.19 (10.5)	4.24 (13.9)	6.14 (20.1)	5.60 (18.4)	7.71 (25.3)	7.41 (24.3)	11.75 (38.6)	11.68 (38.3)	17.71 (58.1)	17.58 (57.7)	27.97 (91.8)	2.58 (8.5)
5.08 [200"]	3.44 (11.3)	4.27 (14.0)	5.67 (18.6)	8.20 (26.9)	7.50 (24.6)	10.30 (33.8)	9.31 (32.5)	15.70 (51.5)	15.61 (51.2)	23.66 (77.6)	23.54 (77.2)	37.39 (122.7)	3.45 (11.3)
7.62 [300"]	5.18 (17.0)	6.43 (21.1)	8.53 (28.0)	12.33 (40.4)	11.28 (37.0)	15.49 (50.8)	14.91 (50.8)	23.59 (77.4)	23.49 (77.1)	35.56 (116.7)	35.46 (116.3)	56.24 (184.5)	-
10.16 [400"]	6.93 (22.7)	8.59 (28.2)	11.39 (37.4)	16.45 (54.0)	15.07 (49.4)	20.67 (67.8)	19.90 (65.3)	31.48 (103.3)	31.36 (102.9)	47.46 (155.7)	47.38 (155.4)	75.08 (246.3)	-
12.70 [500"]	8.67 (28.5)	10.75 (35.3)	14.25 (46.7)	20.58 (67.5)	18.86 (61.9)	25.86 (84.8)	24.90 (81.7)	39.37 (129.2)	39.23 (128.7)	59.36 (194.7)	59.30 (194.6)	93.93 (308.2)	-
15.24 [600"]	10.42 (34.2)	12.91 (42.3)	17.11 (56.1)	24.70 (81.0)	22.64 (74.3)	31.05 (101.9)	29.89 (98.1)	47.25 (155.0)	47.11 (154.6)	71.25 (233.8)	71.22 (233.7)	112.77 (370.0)	-

PT-DW740S (16:10 aspect ratio)

Diagonal image size (throw ratio)	Throw distance												
	ET-DLE080 [0.8-1.0:1]		ET-DLE150 [1.4-2.0:1]		Supplied lens [1.8-2.5:1]		ET-DLE250 [2.4-3.8:1]		ET-DLE350 [3.8-5.7:1]		ET-DLE450 [5.6-9.0:1]		ET-DLE055 [0.8:1]
	min.	max.	min.	max.	min.	max.	min.	max.	min.	max.	min.	max.	
1.27 [50"]	0.87 (2.8)	1.09 (3.6)	1.45 (4.7)	2.12 (6.9)	1.91 (6.3)	2.70 (8.9)	2.54 (8.3)	4.06 (13.3)	4.00 (13.1)	6.11 (20.1)	5.96 (19.5)	9.60 (31.5)	0.87 (2.7)
2.03 [80"]	1.42 (4.7)	1.77 (5.8)	2.35 (7.7)	3.42 (11.2)	3.11 (10.2)	4.37 (14.3)	4.12 (13.5)	6.55 (21.5)	6.48 (21.3)	9.86 (32.3)	9.71 (31.9)	15.53 (51.0)	1.42 (4.4)
2.54 [100"]	1.78 (5.9)	2.22 (7.3)	2.95 (9.7)	4.28 (14.0)	3.90 (12.8)	5.48 (18.0)	5.17 (16.9)	8.20 (26.9)	8.13 (26.7)	12.36 (40.5)	12.22 (40.1)	19.49 (63.9)	1.79 (5.9)
3.81 [150"]	2.70 (8.9)	3.36 (11.0)	4.45 (14.6)	6.45 (21.2)	5.89 (19.3)	8.25 (27.1)	7.79 (25.5)	12.35 (40.5)	12.27 (40.2)	18.61 (61.0)	18.47 (60.6)	29.38 (96.4)	2.71 (8.9)
5.08 [200"]	3.62 (11.9)	4.49 (14.7)	5.95 (19.5)	8.61 (28.3)	7.88 (25.8)	11.03 (36.2)	10.41 (34.2)	16.49 (54.1)	16.40 (53.8)	24.85 (81.5)	24.73 (81.1)	39.28 (128.9)	3.63 (11.9)
7.62 [300"]	5.45 (17.9)	6.76 (22.2)	8.96 (29.4)	12.95 (42.5)	11.85 (38.9)	16.58 (54.4)	15.65 (51.4)	24.77 (81.3)	24.67 (80.9)	37.35 (122.5)	37.25 (122.2)	59.06 (193.8)	-
10.16 [400"]	7.28 (23.9)	9.02 (29.6)	11.96 (39.2)	17.28 (56.7)	15.83 (51.9)	22.13 (72.6)	21.40 (70.6)	33.06 (108.4)	32.94 (108.1)	49.84 (163.5)	49.76 (163.3)	78.85 (258.7)	-
12.70 [500"]	9.11 (29.9)	11.29 (37.0)	14.96 (49.1)	21.61 (70.9)	19.80 (65.0)	27.68 (90.8)	26.14 (85.8)	41.34 (135.6)	41.20 (135.2)	62.33 (204.5)	62.28 (204.3)	98.64 (323.6)	-
15.24 [600"]	10.94 (35.9)	13.56 (44.5)	17.96 (58.9)	25.94 (85.1)	23.78 (78.0)	33.23 (109.0)	31.39 (103.0)	49.62 (162.8)	49.47 (162.3)	74.82 (245.5)	74.80 (245.4)	118.43 (388.5)	-

PT-DX810S (4:3 aspect ratio)

Diagonal image size (throw ratio)	Throw distance												
	ET-DLE080 [0.8-1.0:1]		ET-DLE150 [1.3-2.0:1]		Supplied lens [1.8-2.5:1]		ET-DLE250 [2.4-3.7:1]		ET-DLE350 [3.7-5.6:1]		ET-DLE450 [5.5-8.9:1]		ET-DLE055 [0.8:1]
	min.	max.	min.	max.	min.	max.	min.	max.	min.	max.	min.	max.	
1.27 [50"]	0.81 (2.6)	1.01 (3.3)	1.34 (4.4)	1.97 (6.5)	1.78 (5.8)	2.51 (8.2)	2.36 (7.7)	3.78 (12.4)	3.71 (12.2)	5.68 (18.6)	5.53 (18.1)	8.91 (29.2)	0.81 (2.7)
2.03 [80"]	1.32 (4.3)	1.64 (5.4)	2.18 (7.2)	3.18 (10.4)	2.99 (9.5)	4.06 (13.3)	3.83 (12.6)	6.09 (20.0)	6.02 (19.8)	9.17 (30.1)	9.02 (29.6)	14.44 (47.4)	1.32 (4.3)
2.54 [100"]	1.66 (5.4)	2.07 (6.8)	2.74 (9.0)	3.98 (13.1)	3.63 (11.9)	5.10 (16.7)	4.80 (15.8)	7.63 (25.0)	7.56 (24.8)	11.50 (37.7)	11.35 (37.2)	18.12 (59.5)	1.66 (5.4)
3.81 [150"]	2.51 (8.2)	3.12 (10.2)	4.14 (13.6)	6.00 (19.7)	5.48 (18.0)	7.68 (25.2)	7.24 (23.8)	11.49 (37.7)	11.41 (37.4)	17.31 (56.8)	17.18 (56.4)	27.33 (89.7)	2.52 (8.3)
5.08 [200"]	3.36 (11.0)	4.18 (13.7)	5.54 (18.2)	8.02 (26.3)	7.33 (24.0)	10.26 (33.7)	9.69 (31.8)	15.34 (50.3)	15.26 (50.1)	23.13 (75.9)	23.00 (75.5)	36.54 (119.9)	3.38 (11.1)
7.62 [300"]	5.07 (16.6)	6.29 (20.6)	8.33 (27.3)	12.05 (39.5)	11.03 (36.2)	15.43 (50.6)	14.57 (47.8)	23.06 (75.6)	22.96 (75.3)	34.76 (114.0)	34.66 (113.7)	54.97 (180.3)	-
10.16 [400"]	6.77 (22.2)	8.40 (27.5)	11.13 (36.5)	16.08 (52.8)	14.73 (48.3)	20.60 (67.6)	19.45 (63.8)	30.77 (100.9)	30.65 (100.6)	46.39 (152.2)	46.31 (151.9)	73.39 (240.8)	-
12.70 [500"]	8.48 (27.8)	10.51 (34.5)	13.92 (45.7)	20.12 (66.0)	18.43 (60.5)	25.77 (84.5)	24.33 (79.8)	38.48 (126.2)	38.35 (125.8)	58.02 (190.4)	57.96 (190.2)	91.81 (301.2)	-
15.24 [600"]	10.18 (33.4)	12.62 (41.4)	16.72 (54.9)	24.15 (79.2)	22.13 (72.6)	30.94 (101.5)	29.22 (95.9)	46.19 (151.5)	46.05 (151.1)	69.65 (228.5)	69.61 (228.4)	110.23 (361.7)	-

*1 PT-DX810S/DX810LS
 *2 PT-DZ770K/DZ770LK/DW740S/DW740LS
 *3 PT-DZ6710/DZ6710L/DZ6700/DZ6700L/DW6300S/DW6300LS/D6000S/D6000LS
 *4 This product is not a medical instrument. Do not use it for actual medical diagnosis.
 *5 The usage environment affects the duration of the filter.
 *6 When washing with water, please follow the procedures listed in the operating instructions. Also, we recommend replacing the filter with a new one after it has been washed and reused twice. If the filter is not sufficiently clean after washing, replace it with a new one.
 *7 ET-LAD60A/LAD60AW
 *8 PT-DW730S/DW730LS/DX800S/DX800LS
 *9 PT-DZ570/DW530/DX500
 *10 The operating temperature range is 0°C to 40°C (32°F to 104°F) when the HIGH ALTITUDE MODE is set to ON (for altitudes from 1,400 m to 2,700 m (4,593 ft to 8,858 ft) above sea level). Also, if the ambient temperature exceeds 40°C (104°F) (35°C (95°F) in HIGH ALTITUDE MODE) when the projector is being used with LAMP SELECT set to DUAL and LAMP POWER set to NORMAL, the light output may be reduced approximately 20% to protect the projector.
 *11 Featured on the PT-DZ770K/DZ770LK/DW740S/DW740LS. This function is not effective for some source combinations.
 *12 When the STANDBY MODE is set to ECO, network functions such as power on over the LAN will not operate. Also, only certain commands can be received for external control using the serial terminal.
 *13 For 120 V AC power supply, 0.3 W for 200-240 V AC power supply.

Specifications

Model		PT-DZ770K/DZ770LK	PT-DW740S/DW740LS	PT-DX810S/DX810LS
Power supply		120 V AC, 8 A, 50/60 Hz, 220–240 V AC, 4.5 A, 50/60 Hz	120 V AC, 7.5 A, 50/60 Hz, 220–240 V AC, 4.3 A, 50/60 Hz	
Power consumption	120 V AC 220–240 V AC	830 W (880 VA)(0.2 W when STANDBY MODE set to ECO* ¹ , 6 W when STANDBY MODE set to NORMAL) 810 W (1,000 VA)(0.3 W when STANDBY MODE set to ECO* ¹ , 8 W when STANDBY MODE set to NORMAL)	790 W (830 VA) (0.2 W when STANDBY MODE set to ECO* ¹ , 6 W when STANDBY MODE set to NORMAL) 760 W (950 VA) (0.3 W when STANDBY MODE set to ECO* ¹ , 8 W when STANDBY MODE set to NORMAL)	
Dissipation BTU		U models: Max. 2,924 BTU/hour E, EJ models: Max. 2,822 BTU/hour	U models: max. 2,754 BTU/hour E, EJ models: max. 2,686 BTU/hour	
DLP™ chip	Panel size Display method Pixels	17.0 mm (0.67 in) diagonal (16:10 aspect ratio) DLP™ chip × 1, DLP™ projection system 2,304,000 (1,920 × 1,200) pixels	16.5 mm (0.65 inches) diagonal (16:10 aspect ratio) DLP™ chip × 1, DLP™ projection system 1,024,000 (1,280 × 800) pixels	17.8 mm (0.7 inches) diagonal (4:3 aspect ratio) DLP™ chip × 1, DLP™ projection system 786,432 (1,024 × 768) pixels
Lens	PT-DZ770K/DW740S/DX810S PT-DZ770LK/DW740LS/DX810LS	Powered zoom (throw ratio 1.7–2.4:1), powered focus F 1.7–1.9, f 25.6–35.7 mm	Powered zoom (throw ratio 1.8–2.5:1), powered focus F 1.7–1.9, f 25.6–35.7 mm	Powered zoom (throw ratio 1.8–2.5:1), powered focus F 1.7–1.9, f 25.6–35.7 mm
Lamp		Optional powered zoom/focus lenses and fixed-focus lens		
Screen size (diagonal)		300 W (max. 310 W) UHM lamp × 2		
Brightness* ²		1.27–15.24 m (50–600 in), 1.27–5.08 m (50–200 in) with the ET-DLE055, 16:10 aspect ratio		1.27–15.24 m (50–600 in), 1.27–5.08 m (50–200 in) with the ET-DLE055, 4:3 aspect ratio
Center-to-corner uniformity* ²		7,000 lm (dual-lamp, LAMP MODE: NORMAL)		8,200 lm (dual-lamp, LAMP MODE: NORMAL)
Contrast* ²		90 %		
Resolution		2,500:1 (full on/full off, CONTRAST MODE: HIGH* ³)	2,000:1 (full on/full off, CONTRAST MODE: HIGH* ⁴)	
Scanning frequency	HDMI/DVI-D RGB YPaPn (YCaCr)	1,920 × 1,200 pixels	1,280 × 800 pixels (Input signals that exceed this resolution will be converted to 1,280 × 800 pixels.)	1,024 × 768 pixels (Input signals that exceed this resolution will be converted to 1,024 × 768 pixels.)
	Video/S-Video	fh: 15–91 kHz, fv: 50–85 Hz, dot clock: 25–162 MHz fh: 15–91 kHz, fv: 50–85 Hz, dot clock: 162 MHz or lower fh: 15.75 kHz, fv: 60 Hz [480i (525i)] fh: 31.50 kHz, fv: 60 Hz [480p (525p)] fh: 15.63 kHz, fv: 50 Hz [576i (625i)] fh: 31.25 kHz, fv: 50 Hz [576p (625p)] fh: 45.00 kHz, fv: 60 Hz [720 (750)/60p] fh: 15.75 kHz, fv: 60 Hz [NTSC/NTSC4.43/PAL-M/PAL60], fh: 15.63 kHz, fv: 50 Hz [PAL/PAL-N/SECAM]	fh: 37.50 kHz, fv: 50 Hz [720 (750)/50p] fh: 33.75 kHz, fv: 60 Hz [1035 (1125)/60i] fh: 33.75 kHz, fv: 60 Hz [1080 (1125)/60i] fh: 28.13 kHz, fv: 50 Hz [1080 (1125)/50i] fh: 28.13 kHz, fv: 25 Hz [1080 (1125)/25p]	fh: 27.00 kHz, fv: 24 Hz [1080 (1125)/24p] fh: 27.00 kHz, fv: 48 Hz [1080 (1125)/24sF] fh: 33.75 kHz, fv: 30 Hz [1080 (1125)/30p] fh: 67.50 kHz, fv: 60 Hz [1080 (1125)/60p] fh: 56.25 kHz, fv: 50 Hz [1080 (1125)/50p]
Optical axis shift* ⁵	Vertical Horizontal	+50% from center of screen (powered) ±10% from center of screen (powered)	+60% from center of screen (powered) ±10% from center of screen (powered)	+50% from center of screen (powered)* ⁶ ±10% from center of screen (powered)
Keystone correction range		Vertical: ±40° (±30° with the ET-DLE055/DLE080)		
Installation		Ceiling/floor, front/rear		
Terminals	HDMI IN DVI-D IN RGB 1 IN RGB 2 IN VIDEO IN S-VIDEO IN SERIAL IN SERIAL OUT REMOTE 1 IN REMOTE 1 OUT REMOTE 2 IN LAN	HDMI 19-pin × 1 (Deep Color* ⁷ , compatible with HDCP) 480p, 576p, 720/60p, 720/50p, 1080/60i, 1080/50i, 1080/24p, 1080/24sF, 1080/25p, 1080/30p, 1080/60p, 1080/50p, VGA (640 × 480)–WUXGA (1,920 × 1,200)* ⁸ , compatible with non-interlaced signals only, dot clock: 25–162 MHz DVI-D 24-pin × 1 (DVI 1.0 compliant, compatible with HDCP, compatible with single link only) 480p, 576p, 720/60p, 720/50p, 1080/60i, 1080/50i, 1080/24p, 1080/24sF, 1080/25p, 1080/30p, 1080/60p, 1080/50p, VGA (640 × 480)–WUXGA (1,920 × 1,200)* ⁸ , compatible with non-interlaced signals only, dot clock: 25–162 MHz BNC × 5 (RGB/YPaPn/YCaCr × 1) D-Sub HD 15-pin (female) × 1 (RGB/YPaPn/YCaCr × 1) BNC × 1 (composite video) Mini DIN 4-pin × 1 (S-Video) D-sub 9-pin (female) × 1 for external control (RS-232C compliant) D-sub 9-pin (male) × 1 for link control (RS-232C compliant) M3 × 1 for wired remote control M3 × 1 for link control (for wired remote control) D-sub 9-pin (female) × 1 for external control (parallel) RJ-45 × 1 (for network connection, 10Base-T/100Base-TX, compliant with PLink™)		
Cabinet materials		Molded plastic		
Dimensions (W × H × D)	PT-DZ770K/DW740S/DX810S PT-DZ770LK/DW740LS/DX810LS	498 × 175* ⁹ × 466 mm (19-19/32 × 6-7/8* ⁹ × 18-11/32 in)(with supplied lens) 498 × 175* ⁹ × 432 mm (19-19/32 × 6-7/8* ⁹ × 17 in) (without lens)		
Weight* ¹⁰	PT-DZ770K/DW740S/DX810S PT-DZ770LK/DW740LS/DX810LS	Approximately 16.3 kg (35.9 lbs) (with supplied lens) Approximately 15.4 kg (34.0 lbs) (without lens)		
Operating environment		Operating temperature: 0–45 °C (32–113 °F)* ¹¹ , operating humidity: 20%–80% (no condensation)		
Supplied accessories		Power cord, power cord secure lock, wireless/wired remote control unit, batteries (R6/AA type × 2), software CD-ROM (Logo Transfer Software, Multi Projector Monitoring & Control Software) (× 1)		

*¹ When the STANDBY MODE is set to ECO, network functions such as power on over the LAN will not operate. Also, only certain commands can be received for external control using the serial terminal.

*² Measurement, measuring conditions, and method of notation all comply with ISO 21118 international standards.

*³ Brightness becomes 3,500 lm with CONTRAST MODE set to HIGH.

*⁴ Brightness becomes 4,100 lm with CONTRAST MODE set to HIGH.

*⁵ Optical axis shift function cannot be operated when used with the ET-DLE055.

*⁶ +45% from center of screen with the ET-DLE080

*⁷ For the PT-DZ770K/DZ770LK only

*⁸ Compliant with VESA CVT-RB

*⁹ With legs at shortest position

*¹⁰ Average value. May differ depending on the actual unit.

*¹¹ The operating temperature range is 0 °C to 40 °C (32 °F to 104 °F) when the HIGH ALTITUDE MODE is set to ON (for altitudes from 1,400 m to 2,700 m (4,593 ft to 8,858 ft) above sea level). Also, if the ambient temperature exceeds 40 °C (104 °F) (35 °C (95 °F) in HIGH ALTITUDE MODE) when

the projector is being used with LAMP SELECT set to DUAL and LAMP POWER set to NORMAL, the light output may be reduced approximately 20% to protect the projector.



ProSelecta

View :: Compare :: Select - www.ProSelecta.com