

PJ WX4130N WXGA | 2,500 lm



Ultra short-throw for small space impact



RICOH

A revolutionary new way to communicate

Now you can make large-screen presentations in spaces that other projectors don't fit into. Ricoh's breakthrough ultra short-throw projector is one of the world's smallest, lightest and closest-range projector of its kind. Casting a 48-inch image from less than 12 cm away from the screen, it's perfect for meeting rooms, classrooms and open spaces. You'll make a stunning impact every time thanks to a high quality, 2,500 lumens image and Ricoh's trademark reliability.



Use your iPad for a paperless, environmentally-friendly meeting

With the free Ricoh Tamago Presenter software available for download, you can conduct business meetings and presentations smoothly with an iPad or iPad2 via wireless LAN. Once an iPad and a Ricoh network projector are connected under the same broadband cast domain, the projector will display PDF data stored on the iPad and can be shared with other participants via their iPad.

*Free download from the AppStore on an iPad/iPad 2

Features

Ultra close-range projection

Innovative optics technology lets you project an image at a distance of just 11.7 cm from the back of the projector. There's no glare and minimal shadow, making it ideal for small meetings, interactive learning or as digital signage.

Extremely compact and portable

A unique vertical design and tiny footprint makes this the most compact projector in its class, letting you make the most of your tabletop, exhibition space or show window. And for easy portability, it weighs 3 kg.

Quick start up and shutdown

Start up your projector just seconds from turning the power on so your meetings and presentations can begin right away. To shut down simply unplug the cord and put away the projector.

Computer-free presentations


JPEG images and MPEG-1 or MPEG-2 can be projected directly from a USB device. Convert Microsoft PowerPoint files to JPEG and store them on a USB device, so you can present anywhere without a computer.

HDMI interface

Connect your Blu-ray Disc player, DVD player and other audio and visual equipment to the projector using a single cable.

Wall colour correction

Adjust the hue of your projected image to compensate for the colour of the screen, such as when projecting onto a blackboard or coloured wall.



Password setting and lock

The projector can be protected with a password to limit access and ensure security. A key lock function also helps prevent users making mistakes while operating the projector.

User logo function

A company logo or standby message can be displayed while the projector is starting up or when there is no signal.



Auto keystone function

When keystone distortion in the vertical direction is detected, the projector automatically compensates to match the angle at which the projector is set up. This function is useful for when you need to set up quickly away from your office or while visiting a customer.



Projector server function

JPEG files are stored on a web server and can be downloaded at anytime and viewed via the projector.

Multi-screen function

By installing the network utility, you can project one image to four separate projectors from a single computer for an even larger projection.

3D ready

View frame sequential 3D images and video using the optional 3D glasses.*

Projector management utility

Manage and monitor multiple projectors on the same network, such as changing their settings or turning the power off via a computer. PLink compatibility allows you to manage other brands of PLink-compatible network projectors.

Supports both wired and wireless LAN

You can easily connect to a wired or wireless LAN using Ricoh's own Network Utility, or the 'Network Projector' function, standard in Windows Vista and Windows 7, making it possible to present cable-free.

Mouse remote control (accessory)

Use this feature to operate the projector as a mouse pointer for the computer.


Closed caption

This projector supports closed captioning which allows subtitles to be displayed at the bottom of the image.

*While Blu-ray Disc 3D software is not originally supported, it can be viewed with a 3D image converter.

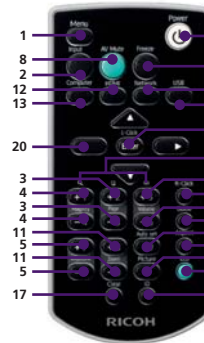
Specifications

		PJ WX4130n
System		Single panel type DLP® system
Resolution		1,024,000 pixels (1280 x 800)
Panel shape	Size	0.65 in
	Aspect ratio	16:10
Luminous flux (max brightness)		2,500 lm
Colour reproduction		16,770,000 colours
Contrast ratio		2,500:1
Size of projected image		48 to 80 in
Projection distance		Screen to back of projector 11.7 to 24.9 cm. Screen to optical outlet 18.8 to 31.7 cm
Lamp		High-pressure mercury lamp (standard mode: 225 W, eco mode: 170 W)
Lamp life (standard mode)		3000 hrs
RGB compatible signal	Real resolution	WXGA (1280 x 800 dots), XGA (1024 x 768 dots), SVGA (800 x 600 dots), VGA (640 x 480 dots)
	Compressed resolution	UXGA (1600 x 1200 dots); SXGA (1280 x 1024 dots)
Input signals		NTSC, PAL, SECAM (480 i/p, 576 i/p, 720 p, 1080 i/p)
Analogue RGB compatible scanning frequency	Horizontal	15 to 100 kHz
	Vertical	23 to 85 Hz
USB memory compatible format		JPEG, MPEG (PS), MPEG (TS)
Interface	Image input	Mini D-Sub 15-pin x 1, HDMI type A x 1, RCA pin jack x 1
	Audio input	3.50 mm stereo mini pin jack x 1
	USB	TYPE-A (USB 2.0 High-Speed)
	Wired LAN	RJ45 (10BASE-T/100BASE-TX/1000BASE-) x 1
Supported OS	Wireless LAN	IEEE 802.11a/b/g/n compliant
	RICOH PJ Network Utility Type A	Windows® XP Home / Professional Edition SP3 (32 bit) Windows® Vista Ultimate / Business / Home Premium / Home Basic Edition SP2 or later (32 bit, 64 bit) Windows® 7 Ultimate / Enterprise / Professional / Home Premium Edition (32 bit, 64 bit)
	RICOH JPEG Conversion Tool Type A	Windows® XP Professional Edition and Home Edition SP3 or later (32 bit) Windows® XP Professional Edition SP2 or later (64 bit) Windows® Vista Ultimate / Business / Home Premium / Home Basic Edition SP2 or later (32/64 bit) Windows® 7 Home Premium / Professional / Ultimate / Enterprise Edition (32/64 bit)
Projector Management Utility	A maximum of 100 projectors connected to the network can be managed using one computer. Supported operating system Windows® XP SP3 (32 bit version) Professional Edition / Home Edition Windows® Vista (32 bit version) Ultimate / Business / Home Premium / Home Basic Windows® 7 (32 bit version) Home Premium / Professional / Ultimate / Enterprise	
Built-in speaker		2 W mono
Dimensions (W x D x H) (excluding protrusions)		257 x 144 x 221 mm
Weight		Approx. 3.0 kg
Power consumption	While operating	Standard mode: 300 W or less, Eco mode: 228 W or less
	In standby	Network off: 0.17 W or less Network on: 0.46 W or less
Operating environment	While operating	Ambient temperature: 5 to 35°C, humidity: 30 to 70% (no condensation)
Power		100 V - 240 V (50/60 Hz)
Accessories packaged with projector	Cables	RGB cable (3 m), 3-pin power cable (5 m)
	CD-ROM	User's Manual, RICOH PJ Network Utility Type A RICOH JPEG Conversion Tool Type A, Projector Management Utility
	Carrying case	Carry case
	Remote control	Wireless remote control, mouse remote receiver
Options		3D glasses
Consumables		Lamp
Languages		18



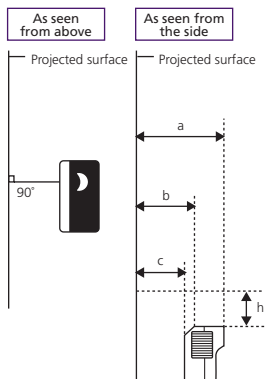
The projector is equipped with a variety of input and output terminals so it can be used in a wide range of locations. Connecting to various other equipment expands the possibilities for a variety of applications.

- | | | |
|----------------|--|--------------|
| 1. HDMI | 4. AUDIO IN | 6. USB |
| 2. COMPUTER IN | 5. Serial communication terminal (for service) | 7. Wired LAN |
| 3. VIDEO IN | | |



- | | |
|------------------------------|--------------------------------|
| 1. [Menu] button | 15. [Auto Set] button |
| 2. [Input] button | 16. [Picture Mode] button |
| 3. [Page] button | 17. [Clear] button |
| 4. Magnify button | 18. [Network] button |
| 5. [Keystone Correct] button | 19. [USB] button |
| 6. [Power] button | 20. Select button |
| 7. [Freeze] button | 21. [Right Click] button |
| 8. [AV Mute] button | 22. [Guide] button |
| 9. [Enter] button | 23. [Aspect Ratio] button |
| 10. [Volume] button | 24. [Eco] button |
| 11. [Zoom] button | 25. [Remote Control ID] button |
| 12. [HDMI] button | |
| 13. [Computer] button | |
| 14. Number buttons | |

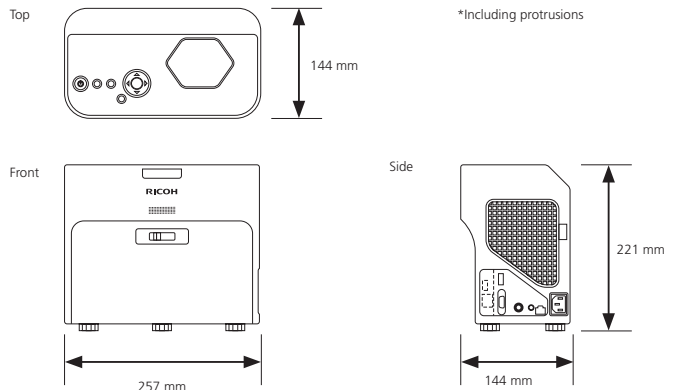
PROJECTION DISTANCE & SCREEN



	a	b	c	h
48" type	26.1 cm	18.8 cm	11.7 cm	9.1 cm
60" type	31.0 cm	23.5 cm	16.6 cm	11.5 cm
80" type	39.3 cm	31.7 cm	24.9 cm	15.5 cm

- a: Distance from projected surface to machine front
b: Distance from projected surface optical position
c: Distance from projected surface to machine rear
h: Distance from bottom edge of screen to machine top

SIZE



RICOH

Printed on a Ricoh

Ricoh Australia Pty. Ltd. 8 Rodborough Road, Frenchs Forest, NSW 2086. Phone: 1800 181 002 Fax: 02 8977 1100 Web: ricoh.com.au
Ricoh New Zealand Pty. 60 Stanley Street, Parnell, Auckland New Zealand. Phone 0800 2 Ricoh (0800 2 74264) Fax: 09 915 1401 Web: ricoh.co.nz

Product code: P960028

All brand and/or product names are trademarks of their respective owners.

