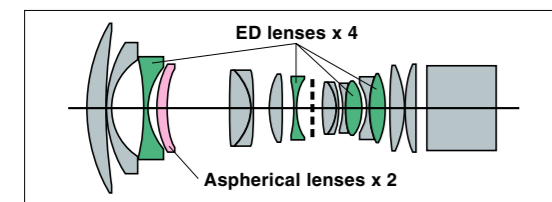




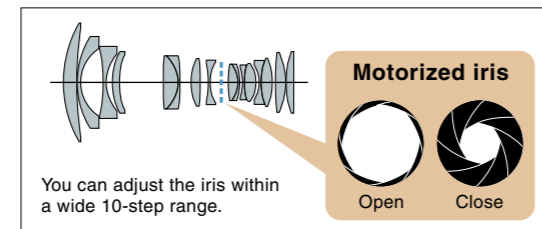
Super Focus ED (Extra-low Dispersion) lenses adopted for the highest possible image quality.

The PJ-TX100 incorporates four ED lenses, as well as a Super Focus aspheric lens to eliminate color shift. Its superior projection performance ensures sharp, clean images not only in the center but also in the corners of a large 720P image. The PJ-TX100 adds texture, depth and an impressive 3D feeling to the picture, making viewing more exciting.



Motorized 10-step iris control for realizing film-like images with deeper black.

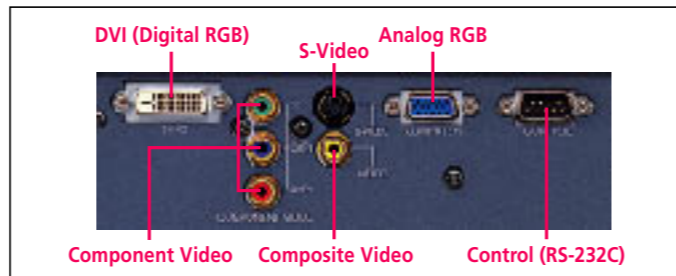
Providing optimum adjustment of the projected light, the motorized 10-step iris control optically suppresses superfluous black to raise contrast. Since it is motorized, the iris can be adjusted easily using the supplied remote control, even when the projector is ceiling mounted.



720P wide LCD panels for faithful reproduction of High Definition images.

The PJ-TX100 incorporates three 0.7" 1280 x 720-pixel wide LCD panels. Providing 2.76 million pixel resolution, it ensures accurate reproduction of high-quality DVD and High Definition images.

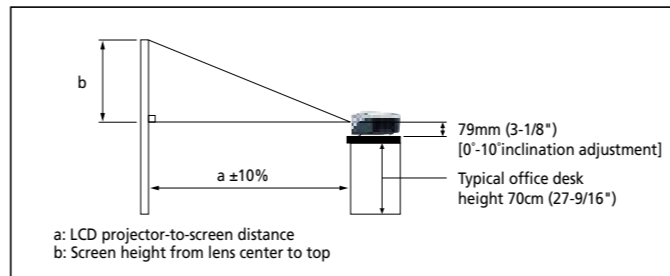
ENTERTAINMENT PROJECTOR PJ-TX100



Specifications

Model name	PJ-TX100	
Liquid crystal panel structure	0.7" polysilicon active-matrix TFT wide panel x 3	
Number of pixels	921,600 pixels (V720 x H1280)	
Resolution	1280 x 720 color pixels	
Noise (Whisper mode)	25dB	
Frequency	f _H [kHz]	15-91
	f _V [Hz]	50-120
Lens	Manual zoom (F=1.75-2.41) 1:1.6	
Lamp	150W UHB	
Brightness	1200 ANSI Lumens	
Contrast ratio	1200 : 1 (iris on)	
Power supply	AC100-120V/AC220-240V	
Operating temperature	5-35°C (41-95°F)	
Input signals	RGB input	VGA, SVGA, XGA, SXGA, UXGA, MAC13", MAC16"
	Video input	NTSC, NTSC4.43, PAL, PAL60, SECAM, M-PAL, N-PAL, HDTV: 750p (720p), 1125i (1080i) SDTV: 525i (480i), 525p (480p), 625i (576i)
Terminals	Video input	S-Video: Mini DIN 4-pin terminal x 1 Composite video: RCA jack terminal x 1 Component video: RCA jack terminal x 3 DVI-D (HDCP compatible)
	RGB input	Analog RGB: D-sub 15-pin shrink terminal x 1
	Control terminal	D-sub 9-pin shrink terminal x 1
Regulatory approvals	UL60950/C-UL, FCC Part 15, Class B, CE, TUV EN60950	
Dimensions (WxHxD)	340x110 (lens 140)x284mm [13-3/8"x4-5/16" (lens 5-1/2")x11-3/16"] [incl. protruding part]	
Weight	4.4kg (9 lbs. 11 oz.)	
Standard accessories	Remote control, Batteries, Power cord, Component cable, Safety instruction, Quick guide, User's manual	

*Design and specifications are subject to change without notice.
*The screen picture and comparison photos in this catalog are simulated.
*LCD panels, polarizers and other optical components and cooling fans may need replacement after prolonged usage.



16:9 Screen			
Screen Size (inch)	a Min	a Max	b
30	0.8m (32")	1.3m (52")	37cm (15")
40	1.1m (43")	1.8m (70")	50cm (20")
50	1.4m (54")	2.3m (89")	62cm (25")
60	1.7m (66")	2.7m (107")	75cm (29")
70	2.0m (77")	3.2m (125")	87cm (34")
80	2.2m (88")	3.6m (143")	100cm (39")
90	2.5m (100")	4.1m (161")	112cm (44")
100	2.8m (111")	4.6m (179")	125cm (49")
120	3.4m (134")	5.5m (215")	149cm (59")
150	4.3m (168")	6.9m (270")	187cm (74")
200	5.7m (224")	9.2m (360")	249cm (98")
250	7.1m (281")	11.5m (451")	311cm (123")
300	8.6m (337")	13.8m (541")	374cm (147")

4:3 Screen			
Screen Size (inch)	a Min	a Max	b
30	1.1m (39")	1.6m (65")	46cm (18")
40	1.4m (53")	2.2m (87")	61cm (24")
50	1.7m (67")	2.8m (109")	76cm (30")
60	2.1m (81")	3.3m (131")	91cm (36")
70	2.4m (95")	3.9m (153")	107cm (42")
80	2.8m (109")	4.5m (175")	122cm (48")
90	3.1m (122")	5.0m (198")	137cm (54")
100	3.5m (136")	5.6m (220")	152cm (60")
120	4.2m (164")	6.7m (264")	183cm (72")
150	5.2m (206")	8.4m (330")	229cm (90")
200	7.0m (275")	11.2m (441")	305cm (120")
250	8.7m (344")	14.0m (552")	381cm (150")
300	10.5m (413")	16.8m (663")	457cm (180")



Hitachi, Ltd. Digital Media Division (Yokohama Plant) has received ISO 14001 certification.



HITACHI

Hitachi Europe Ltd.
Whitebrook Park, Lower Cookham Road, Maidenhead, Berkshire, SL6 8YA, UK
Tel: +44-1628-643000 Fax: +44-1628-643404 www.hitachidigitalmedia.com

Hitachi Home Electronics (America), Inc.
900 Hitachi way, Chula Vista, CA 91914-3556
Tel: +1-619-591-5200 Fax: +1-619-591-5201 www.hitachi.us/tv/

Hitachi Canada Ltd.
6740 Campbell Road, Mississauga, Ontario L5N2L8, Canada
Tel: +1-905-821-4545 Fax: +1-905-821-1011 www.hitachi.ca

Hitachi Home Electronics Asia (S) Pte. Ltd.
438A Alexandra Road #01-01/02/03, Alexandra Technopark, Singapore 119967
Tel: +65-6536-2520 Fax: +65-6536-2521 www.hitachimultimedia.com.sg

Hitachi Sales (Malaysia) Sdn. Bhd.
Wisma Hitachi, No.2, Lorong 13/6A, 46200 Petaling Jaya, Selangor Darul Ehsan, Malaysia
Tel: +60-3-79573455 Fax: +60-3-79556090

Hitachi Sales (Thailand), Ltd.
994, 996 Sol Thonglor, Sukhumvit 55 Road, Klongton, Klongtoey, Bangkok 10110, Thailand
Tel: +66-2-381-8381 Fax: +66-2-381-9520

Hitachi (Hong Kong), Ltd.
18th Floor, Ever Gain Centre, 28 On Muk Street, Shatin, N.T., Hong Kong
Tel: +852-2113-8883 Fax: +852-2780-4178 www.hitachi-multimedia.com.hk

Hitachi Sales Corp. of Taiwan
2nd Floor, No.65, Nanking East Road, Section 3, Taipei, Taiwan
Tel: +886-2-2516-0500 Fax: +886-2-2516-1501

Hitachi Australia Ltd.
Level 3, 82 Waterloo Road, North Ryde, NSW 2113, Australia
Tel: +61-2-9888-4100 Fax: +61-2-9888-4188 www.hitachi.com.au

Printed in Japan (H) NM-E281 0404

ENTERTAINMENT PROJECTOR PJ-TX100


HITACHI
Inspire the Next

Turn your room into a High Definition Theater.



ENTERTAINMENT PROJECTOR

PJ-TX100



High Definition quality for greater home theater enjoyment.



ENTERTAINMENT PROJECTOR
PJ-TX100

Easy Setting function that allows simple image adjustment.

Black level can be set easily in three steps. Picture Mode offers six modes that can be selected according to the source. Changing either setting can be performed easily from the remote control unit.

■ Black level setting



■ Picture Mode setting

Normal	
Cinema	Best for all types of movies.
Music	Best for music videos, home videos and DVD programs other than movies.
Sports	Best for high definition and sports programs.
Dynamic	Best for brighter environments.
Custom	Best for custom settings.

Higher image quality for every image source.

Equalizing function for fine adjustment of image quality according to the source.

Gamma correction and color balance can be controlled in eight and six steps respectively, so you can make the image look just the way you like it. As you make the adjustments, a grayscale bar lets you confirm adjustment status.



Outstanding 1,200:1 contrast (iris on) for perfect depiction of black.

Conventional projectors often fail to maintain optimum contrast and uniform black levels due to individual variations in viewing angle characteristics. To eliminate this problem, all PJ-TX100 models are optically fine-adjusted at the factory by expert engineers. As the result, every projector offers an exceptionally high contrast of 1,200:1 (iris on) without drawing on the light intensity control for the lamp, and delivers exceptionally vivid, three-dimensional images.

High brightness of 1,200 ANSI Lumens makes it possible to enjoy clear images in a brightly lit room.

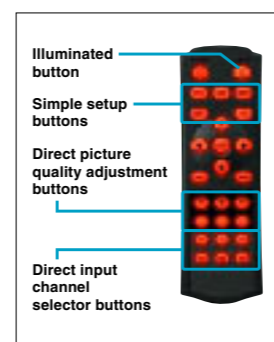
Combining a safely sealed 150W lamp with unique Hitachi optical technology, the PJ-TX100 is capable of outputting 1,200 ANSI Lumens. Even without darkening the room, the PJ-TX100 can project clean, bright pictures.

Brilliant colors achieved through an optical system featuring high color purity.

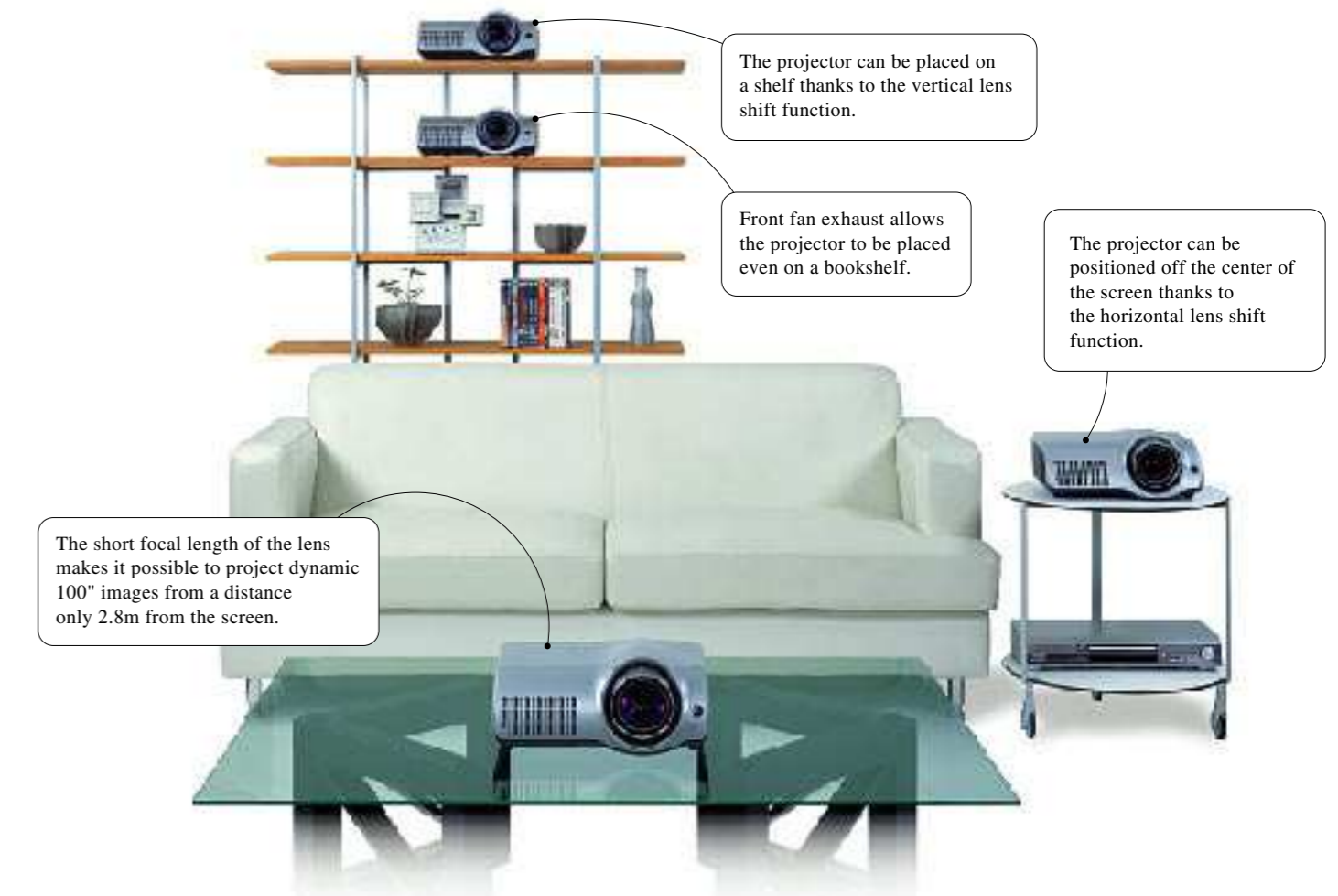
The PJ-TX100 uses a lamp capable of 2,000 ANSI Lumens. In addition, unnecessary light is cut so the remaining light has high color purity, ensuring bright but still natural reproduction of the three primary colors of red, green and blue.

Easy-to-use remote control.

For optimum reproduction of all sources, the supplied remote control allows fine adjustment of black intensity, source signal, and other parameters. The unit also enables direct input selection and picture quality (brightness, contrast and color) adjustments, without the need to display menus on the screen.

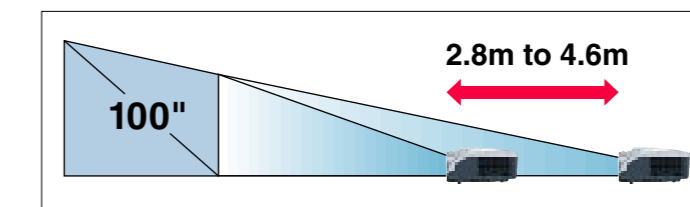


Installation flexibility always assures you the best viewing position.



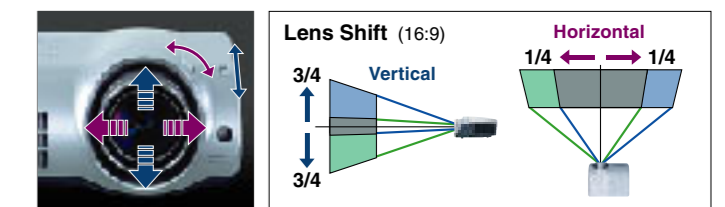
1.6x zoom lens to allow flexible projector placement in rooms of any size.

Incorporating a 1.6x zoom lens, the PJ-TX100 provides flexibility in how far back or close to a large 100" screen the projector can be located. The projection distance can be changed in a range from 2.8m to 4.6m according to room depth, making it possible to enjoy large-screen display not only in a living room but also in rooms with limited space.



Optical lens shift lets you keep the center seat.

Using the lens shift function, the position of the projector can be shifted for a distance equal to 3/4 of the screen size vertically and 1/4 of the screen size horizontally. This means it can be mounted on the ceiling or on a table or bookshelf at either side of the room, leaving the space in the center of the screen open for you. Optically controlled, this function never causes the deterioration in picture quality that is unavoidable with digital compensation systems.



Quiet, comfortable 25dB silent design.

In Whisper mode the PJ-TX100 achieves astonishing low noise of 25dB (Standard mode: 28dB). You can concentrate on the screen without the distraction of noise from the projector fan.



My Screen function for displaying your choice of still image.

You can store a favorite still image or frame from a moving picture in the projector and display it on the initial screen or during blank intervals.

Motion adaptive progressive scan for high-quality images that are easy on the eye.
3:2 pull-down for film image processing.
Selectable picture mode for compatibility with a variety of image sources.

Viewer-friendly front-end fan exhaust.

The ventilation opening is on the front panel so people can sit at the back or side of the unit without feeling uncomfortable. This design also allows the projector to be placed on a bookshelf, with a wall at the back.

Versatile input connections.

The PJ-TX100 offers a full range of connection options, including S-video, composite video and component video. It also has a DVI-D terminal for digital inputs, plus an RGB connector for accepting signals from a computer.



My Memory function for registering four of your preferred screen settings.
Digital Keystone Correction for keystone distortion compensation.