

# Panasonic

## PT-TW343R Series

Short Throw LCD Projectors

PT-TW343R  
PT-TW342  
PT-TX402  
PT-TX312



Short-Throw Convenience Meets  
Wireless Projection Capability



# Short-Throw, Wireless\* Projection Makes Your Space for Presentations Comfortable

With its compact, lightweight body, the PT-TW343R Series enables large-screen projection even in limited spaces.\*\* Ideal for small meeting rooms and school classrooms. An optional wireless projection\* capability also offers hassle-free presentations without the need to connect PCs using cables. And interactive functions\*\*\* make lectures more effective, while giving presentations greater impact.

\* The optional ET-WML100 Wireless Module is required.  
\*\* PT-TX402/TX312: 80-inch projection from a 75-cm distance; PT-TW343R/TW342: 80-inch projection from a 80-cm distance.  
\*\*\* Featured on the PT-TW343R only.

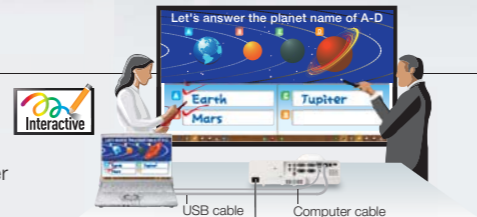


Meeting Rooms

## Spectacular Performance

### Interactive Functions Let You Write on a Projected Image (PT-TW343R Only)

You can write or draw figures on the projected image with the Interactive Pen/Pointer.\*1 In addition, two users can write simultaneously, to make classes and presentations more effective. It is also easy to store the words and figures in a computer for information sharing.



### Convenient Interactive Features by LightPen3 Software

#### • Auto driver installation

No need to install a special driver from a CD-ROM.\*2

#### • Auto calibration

Auto calibration helps to reduce setting time. Manual calibration is also available by touching four points with the Interactive Pen/Pointer.\*1

#### • Functionality improved

The faster frame rate ensures smooth, comfortable writing.

### • Dual pen support\*3

Selecting the dual pen mode (Half Screen mode/Full Screen mode) allows two users to write simultaneously, making your classes and presentations more efficient.

#### Half Screen mode

The drawing screen is divided into two sections. Individually select the color and line width for each screen.



#### Full Screen mode

Write on the full screen. The color and line width of the two pens are the same.



### Two Interactive Pens provided

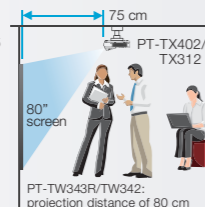
Lightly touch the screen with the pen to write.

### WhiteBoard Software\*4 Extends Your Capabilities

In addition to LightPen3 Software, you can use Panasonic's dedicated WhiteBoard Software for Windows.\*4 WhiteBoard Software\*4 is compatible with Panasonic's interactive-ready projectors and professional displays, and lets you use the interactive function.

### Wide 80-inch Screen Images with a Short Projection Distance of 75 cm\*5

Close range projection reduces not only the shadows of the presenter but also the glare of the projection light, making lectures and meetings more comfortable.



### High brightness up to 3,800 lm of Brightness\*6 and 12,000:1 Contrast Ratio

A remarkable 3,800 lm\*6 of brightness and 12,000:1 contrast have been achieved in a compact, easy-to-carry body. Bright, clear images enhance the variety of viewing situations and applications.

### Replacement Cycle of Lamp and Air Filter Became Longer

Lamp Mode	Replacement Cycle of Lamp*7	Replacement Cycle of Air Filter*7
Eco 2	10,000 hours	10,000 hours
Eco 1	6,000 hours	6,000 hours
Normal	5,000 hours	5,000 hours

### Daylight View Lite

The Daylight View Lite function can be activated from the remote control for easy and comfortable viewing during presentations and lectures in a bright room.



## Ease of Installation

### Corner Keystone Correction Enables Angled Projection

All you need to do is designate four points as the corners of the projected image, and this function easily carries out horizontal and vertical keystone correction.

### Curved Screen Correction

Barrel and pincushion distortion is easily corrected when projecting onto a curved screen.

### Multiple Unit Monitoring Capability

Multi Projector Monitoring and Control Software is available for monitoring and controlling multiple Panasonic projectors from a single PC.

## Multiple Useful Features

### Easy Wireless Projection by Optional Module

Simply inserting the optional ET-WML100 Wireless Module into the USB port on the projector enables easy wireless projection from Windows PCs, iOS devices, or Android devices on which the proper firmware is installed.



### Presenter Light Ver.1.0 for Windows® PCs

- Pictures, videos, and any documents including PDF files/Power Point files, whatever are displayed on the PC screen can be projected.
- The images from up to four PCs can be projected simultaneously.



### VueMagic™ Pro\*9 for iOS/Android Devices

- Pictures, some documents including PDF files can be projected.
- Live camera mode / Annotate mode can be used.
- The images from up to four devices can be projected simultaneously.

### Memory Viewer Function

Just insert a USB memory device into the projector and start projection straight away. There is no need for a PC.

### USB Display Function for Easy Projection Using a USB Cable

USB Display outputs images and sounds from the computer by connecting to the USB port with a single USB cable.

### Quiet 28 dB\*8 Design Helps to Hold Viewers' Attention

The noise level is as low as 28 dB.\*8 This helps your audience to keep their attention on the discussion or on the screen images during quiet scenes.

### Easy Lamp and Filter Replacement

For easier maintenance, you can replace the lamp from the top and the air filter from the side, even after the projector is installed on the ceiling. This eliminates the need to detach the projector from its mounting bracket in ceiling-mounted applications.

### Equipped with an HDMI Input Terminal and Abundant Interfaces

Supports a wide range of system architectures. include an HDMI input terminal, two sets of computer input terminals, a monitor output terminals.



### Other Useful Features

- Built-in closed caption decoder
- Start up logo
- PJLink™ compatibility
- Built-in 10 W speaker
- Projector identification system for up to 6 projectors
- Blackboard mode
- Equipped with a security bar for theft prevention

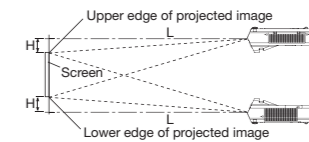
### Eco-friendly

- Ecology-conscious design
- No halogenated flame retardants are used in the cabinet.
- Lead-free glass is used for the lens.
- Coating-free cabinet for easy recycling.
- Switchable lamp mode

### Projection distance

unit: feet [meters]

PT-TW343R/TW342 (16:10 aspect ratio; throw ratio 0.46:1)			PT-TX402/TX312 (4:3 aspect ratio; throw ratio 0.46:1)		
Diagonal image size	Projection distance (L)	Height from the edge of screen to center of lens (H)	Diagonal image size	Projection distance (L)	Height from the edge of screen to center of lens (H)
50" [1.27]	1.57 [0.48]	0.36 [0.11]	50" [1.27]	1.51 [0.46]	0.13 [0.04]
60" [1.52]	1.94 [0.59]	0.43 [0.13]	60" [1.52]	1.80 [0.55]	0.15 [0.05]
70" [1.78]	2.26 [0.69]	0.49 [0.15]	70" [1.78]	2.13 [0.65]	0.18 [0.05]
80" [2.03]	2.62 [0.80]	0.56 [0.17]	80" [2.03]	2.46 [0.75]	0.20 [0.06]
90" [2.29]	2.95 [0.90]	0.62 [0.19]	90" [2.29]	2.79 [0.85]	0.23 [0.07]
100" [2.54]	3.28 [1.00]	0.72 [0.22]	100" [2.54]	3.08 [0.94]	0.25 [0.08]



\*1 Interactive pointer available as an option. \*2 Available for Windows® only. For a Mac OS, driver installation from the CD-ROM is necessary. \*3 Available for Windows® operating system. \*4 Supported by Windows®7, Windows®8. Please note that some functions that can be used on professional displays cannot be used on projectors. \*5 Projection distance of 80 cm for the PT-TW343R/ TW342. \*6 For the PT-TX402 only, 3,300 lm for the PT-TW343R and PT-TW342, and 3,200 lm for the PT-TX312. \*7 The usage environment affects. \*8 When lamp mode is set to Eco 2. \*9 VueMagic™ Pro is a product of Pixelworks, Inc. For detailed information, refer to the following website. <http://vuemagic.pixelworks.com>

PT-TW343R	WXGA	3,300 lm	PT-TX402	XGA	3,800 lm
PT-TW342	WXGA	3,300 lm	PT-TX312	XGA	3,200 lm

Note: A built-in camera is featured on the PT-TW343R only.



Built-in camera  
Photo shows the PT-TW343R.

Photo shows the PT-TW342.  
The PT-TW342/TX402/TX312 does not have a built-in camera.











Classrooms

## Specifications

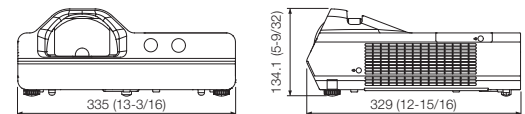
Model	PT-TW343R	PT-TW342	PT-TX402	PT-TX312
Power supply	AC100-240 V 50 Hz/60 Hz			
Power consumption	300 W (6 W with Standby mode set to Normal, 0.5 W with Standby mode set to Eco*)			
LCD panel	Display method	Transparent LCD panel (× 3, R/G/B)		
	Drive method	Active matrix method		
	Panel size	15.0 mm (0.59 inches) diagonal (16:10 aspect ratio)	16.0 mm (0.63 inches) diagonal (4:3 aspect ratio)	
	Pixels	1,024,000 (1,280 × 800)	786,432 (1,024 × 768)	
Lens	Fixed zoom, Manual focus lens, F = 1.8, f = 6.08 mm, Throw Ratio: 0.46:1			
Screen size	1.27-2.54 m (50-100 inches) diagonally, 16:10 aspect ratio		1.27-2.54 m (50-100 inches) diagonally, 4:3 aspect ratio	
Resolution	1,280 × 800 pixels (Input signals that exceed this resolution will be converted to 1,280 × 800 pixels.)		1,024 × 768 pixels (Input signals that exceed this resolution will be converted to 1,024 × 768 pixels.)	
Brightness* (Lamp power: Normal)	3,300 lm		3,800 lm	3,200 lm
Lamp	230 W × 1 lamp			
	Lamp replacement cycle**	Normal: 5000 h/Eco1: 6000 h/Eco2: 10,000 h		
Center-to-corner uniformity*	80 %			
Contrast*	12,000:1 (all white/all black, Iris: On) (Image mode: Dynamic, Lamp control: Normal)			
Scanning frequency	HDMI IN	525i(480i) <sup>†</sup> , 625i(576i) <sup>†</sup> , 525p(480p), 625p(576p), 750(720)/60p, 750(720)/50p, 1125(1080)/60i, 1125(1080)/50i, 1125(1080)/60p, 1125(1080)/50p, 1125(1080)/24p, 1125(1080)/25p, 1125(1080)/24sF, 1125(1080)/30p, VGA size (640 dots × 480 dots)-WUXGA (1,920 dots × 1,200 dots), dot clock: 25-162 MHz		
	RGB	fr: 15-91 kHz, fr: 24-85 Hz, dot clock: 162 MHz or lower		
	YPbPr (Y/Ca)	fr: 15.73 kHz, fr: 59.94 Hz [525i (480i)], fr: 15.63 kHz, fr: 50 Hz [625i (576i)], fr: 31.47 kHz, fr: 59.94 Hz [525p (480p)], fr: 31.25 kHz, fr: 50 Hz [625p (576p)], fr: 45.00 kHz, fr: 60 Hz [750 (720)/60p], fr: 37.50 kHz, fr: 50 Hz [750 (720)/50p], fr: 33.75 kHz, fr: 60 Hz [1125 (1080)/60i], fr: 28.13 kHz, fr: 50 Hz [1125 (1080)/50i], fr: 28.13 kHz, fr: 25 Hz [1125 (1080)/25p], fr: 27.00 kHz, fr: 24 Hz [1125 (1080)/24p], fr: 27.00 kHz, fr: 48 Hz [1125 (1080)/24sF], fr: 33.75 kHz, fr: 30 Hz [1125 (1080)/30p], fr: 67.50 kHz, fr: 60 Hz [1125 (1080)/60p], fr: 56.25 kHz, fr: 50 Hz [1125 (1080)/50p]		
	Video/S-Video	fr: 15.73 kHz, fr: 59.94 Hz [NTSC/NTSC4.43/PAL-M/PAL60], fr: 15.63 kHz, fr: 50 Hz [PAL/SECAM/PAL-N]		
Keystone correction range	Vertical	±15° (Auto, Manual)		
	Horizontal	±15° (Manual)		
Installation	Ceiling/floor, front/rear			
Terminals	HDMI IN	HDMI 19-pin × 1 HDCP compatible, Deep Color compatible, Audio signal: linear PCM (sampling frequencies: 48 kHz, 44.1 kHz, 32 kHz)		
	COMPUTER 1 IN	D-sub HD 15-pin (female) × 1 [RGB/S-Video/Y-Pr(Ca)-Pr(Ca)]		
	COMPUTER 2 IN	D-sub HD 15-pin (female) × 1 [RGB]		
	MONITOR OUT	D-sub HD 15-pin (female) × 1 [RGB/Monitor output]		
	VIDEO IN	Pin jack × 1		
	AUDIO IN 1	M3 (L,R) × 1		
	AUDIO IN 2	Pin jack × 2 (L,R)		
	AUDIO OUT	M3 (L,R) × 1 (variable)		
	LAN	RJ-45 (× 1), for network connections, 10Base-T/100Base-TX, PjLink™ (class 1) compatible		
	SERIAL IN	D-Sub 9-pin (female) × 1, for external control (RS-232C compatible)		
	USB-Type A	1 (Memory Viewer/Wireless Module, DC 5 V, max. 500 mA)		
	USB-Type B	1 (USB Display)		
	Mini USB	1 (for Interactive function) —		
Built-in speaker	10 W (monaural)			
Operation noise*	Normal: 37 dB, Eco1: 33 dB, Eco2: 28 dB			
Cabinet materials	Molded plastic (PC)			
Dimensions (W × H × D)	335 mm × 134.1 mm (with legs at shortest position) × 329 mm			
Weight	Approx. 3.9 kg			
Operating environment	Operating environment temperature: Normal use: 5 °C (41 °F) to 40 °C (104 °F) (Elevation: below 1,400 m (4,593') [High land: [Off]] 5 °C (41 °F) to 35 °C (95 °F) (Elevation: 1,400 m (4,593')-2,700 m (8,858') [High land: [On 1]] 5 °C (41 °F) to 30 °C (86 °F) (Elevation: 2,700 m (8,858')-3,000 m (9,843') [High land: [On 2]] Operating environment humidity: 20-80 % (no condensation)			
Supplied accessories	<ul style="list-style-type: none"> <li>Wireless remote control unit × 1 • Power cord × 1 (× 2 for A model only) • Instruction manual (Basic guide) • Batteries for remote control (R03/LR03/AAA type (× 2)) • Computer cable (1.5 m) × 1</li> <li>Interactive Light pen (× 2)</li> <li>Batteries for pen (R03/LR03/AAA type (× 4))</li> <li>USB cable (4.5 m)</li> <li>CD-ROM (× 1) ... Instruction manual, Multi Projector Monitoring &amp; Control Software, LightPen3 Software, SP6 Driver (for Mac OS)</li> <li>CD-ROM (× 1) ... Instruction manual, Multi Projector Monitoring &amp; Control Software</li> </ul>			
Optional accessories	Ceiling Mount Bracket	Projector Mount Bracket: ET-PKL430B, Ceiling Mount Bracket (for high ceilings): ET-PKL100H, Ceiling Mount Bracket (for low ceilings): ET-PKL100S		
	Replacement Lamp Unit	ET-LAL500		
	Replacement Filter Unit	ET-RFL300		
	Interactive Light pen	ET-PEN100		
	Interactive Pointer	ET-PNT100		
	Conversion Cable	D-SUB/S-Video conversion cable: ET-ADS5		
	Wireless Module	ET-WML100 (U,E)		

## Optional accessories

<p>Ceiling Mount Bracket for high ceilings<sup>†</sup></p> <p>ET-PKL100H</p> 	<p>Ceiling Mount Bracket for low ceilings<sup>†</sup></p> <p>ET-PKL100S</p> 	<p>Projector Mount Bracket</p> <p>ET-PKL430B</p> 	<p>Replacement Filter</p> <p>ET-RFL300</p>  <p>* The filter cover shown in the photo is not included.</p>
<p>Replacement Lamp Unit</p> <p>ET-LAL500</p> 	<p>Interactive Light pen<sup>‡</sup></p> <p>ET-PEN100</p> <p>*Exclusively for PT-TW343R</p> 	<p>Interactive Pointer</p> <p>ET-PNT100</p> <p>*Exclusively for PT-TW343R</p> 	<p>Wireless Module</p> <p>ET-WML100 (U,E)</p>  <p>Photo shows the ET-WML100E.</p>

## Dimensions

unit: mm (inches)



\* Measurement, measuring conditions, and method of notation all comply with ISO 21118 international standards.  
<sup>†</sup> When the Standby mode is set to Eco, network functions such as power on over the LAN network will not operate. Also, only certain commands can be received for external control using the serial terminal. <sup>‡</sup> The value for the recommended lamp replacement cycle is the maximum value, at which luminance will become 50%. The usage environment affects the lamp replacement cycle. <sup>§</sup> Pixel-Repetition signal (dot clock frequency 27.0 MHz) only. <sup>¶</sup> This product is used together with an optional bracket attachment (sold separately). <sup>‡</sup> The Interactive Pen is the same as those which are supplied with PT-TW343R.

## Caution

Do not install the projector in locations that are subject to excessive water, humidity, steam or oily smoke. Doing so may result in fire, malfunction or electric shock.

## NOTES ON USE

- The projector uses a high-voltage mercury lamp under high internal pressure. This lamp may break, emitting a popping sound, or fail to illuminate, due to impact or extended use.
- The lamp becomes very hot during operation. Please observe the following precautions:
  - Never place objects on top of the projector while it is in operation.
  - Make sure there is an unobstructed space of 1000 mm (3 ft 3 in) or more around the projector's exhaust openings.
  - If stacking projector units, care must be taken to provide the recommended space between units. These space requirements also apply to installation where only one projector unit is operating at one time and the other unit is used as a backup.

- If the projector is placed in a box or enclosure, the temperature of the air surrounding the projector must match the operating temperature listed in the specifications table during use. Also, make sure the projector's intake and exhaust openings are not blocked. Ensure there is sufficient ventilation to prevent hot air from the exhaust openings being recirculated into the intake opening.
- The lamp replacement cycle duration becomes shorter if the projector is operated repeatedly for short periods.
  - The lamp replacement cycle varies greatly depending on individual lamp characteristics and usage conditions.
  - The brightness of the lamp will gradually decrease with use.
- Due to natural characteristics of lamps, screen brightness may fluctuate. This is not an indication of faulty lamp performance.

# Panasonic®

# ProSelecta

View :: Compare :: Select - [www.ProSelecta.com](http://www.ProSelecta.com)