

CP-X10000
CP-WX11000
CP-SX12000

Preliminary Product Brochure

INNOVATE
The Future of Projection



PROFESSIONAL HIGH END INSTALLATION PROJECTOR

Uncompromising quality, flexibility of installation and extended product life are features on offer with our Professional High End Installation Projectors. Life of the product is extended considerably with virtually maintenance free inorganic LCD panels and polarizer filters. A wide lens shift and a wide variety of optional lenses provide greater range of movement and projection distances. This series also boasts superb quality with an impressive contrast ratio of 2500:1 (with Iris), a 10-bit digital signal processor and a high quality scaler chip on board.



HITACHI
Inspire the Next

Already renowned for its reliability, Hitachi unveils its most reliable and flexible Professional High End Installation Projector yet.



CP-X10000	CP-WX11000	CP-SX12000
XGA (1024 x 768) 7500 ANSI Lumens	WXGA (1366 x 800) 6500 ANSI Lumens	SXGA+ (1400 x 1050) 7000 ANSI Lumens

Reliability

High Performance Filter

Each of the Professional High End Installation Projectors features a highly efficient dust-resistant cooling system. This dramatically boosts reliability, resulting in an air filter that delivers over 10,000 maintenance-free hours regardless of ambient conditions. With its long-life and easy maintenance enhancements, this projector is ideal for use in retail, digital signage and other environments where the projector is in constant use.

Easy Replacement

Easy side and rear access to key components simplifies maintenance when replacements are necessary.

Easy filter replacement

A side access panel allows for quick and easy filter replacement.

Easy lamp access

A rear access panel allows for quick and easy lamp replacement.

Performance

Heightened Picture Quality

Digital processing of the video signal is 10-bit from input to output, allowing smooth and natural graduations with 1024 shades of each RGB colour. In total, each model can create 1,074 billion colours. Additionally, with its on-board high performance chip and 2500:1 contrast ratio, picture quality is boosted even further.

10-bit Signal Processing

8-bit Processing 10-bit Processing

Inorganic LCD Panels

Each model utilises three inorganic LCD panels that offer more resistance to light. This translates to longer operating life and enables installation of a stronger light source, achieving a greater level of brightness. Double speed drive coupled with LCD panels not only offers improved picture quality, but higher contrast as well.

Connectivity

Every conceivable connectivity option is covered with 2 x 15-pin Mini-D-sub, 1 x BNC (shared with component), 1 x DVI-D, 1 x HDMI (Digital RGB) as well as an RJ-45 network socket.



Installation

Wider lens shift

With Hitachi's lens shift technology, the image range of movement grows even wider. The projector can cover a total range of 2.7 screen areas vertically and 2.2 screen areas horizontally (it can shift up or down by 85% of the screen's height, and left or right by 60% of the screen's width). In auditoriums and convention halls with stationary screens, the projector can now be placed freely among any number of possible locations.

Wide lens shift WXGA model (CP-WX11000)

WXGA: Range of lens shift
Up and Down 3.5 screens.
Left and Right 2.2 screens.
Ultra short lens will be fixed at 1.1 screen at Up/Down/Left/Right

Brightness

The CP-X10000 projects at an impressive 7500 ANSI Lumens, providing sufficient performance in a variety of settings regardless of size or brightness.

Vertical projection

Images can be projected at 90 degrees up and down, opening up a whole new range of possible applications.

INNOVATE

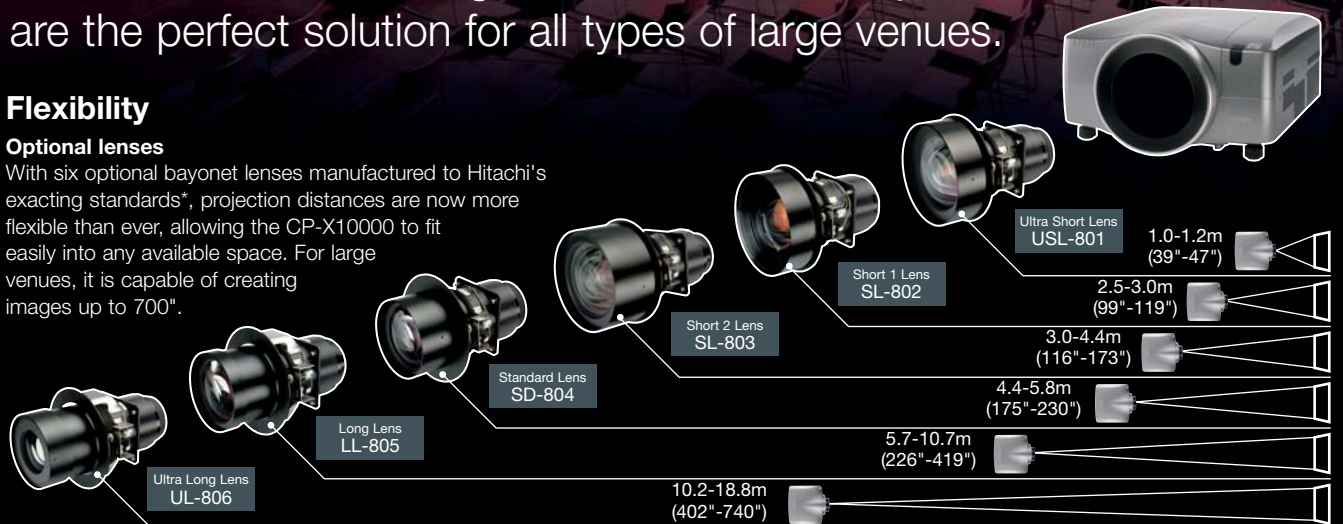
The Future of Projection

Hitachi's Professional High End Installation Projectors are the perfect solution for all types of large venues.

Flexibility

Optional lenses

With six optional bayonet lenses manufactured to Hitachi's exacting standards*, projection distances are now more flexible than ever, allowing the CP-X10000 to fit easily into any available space. For large venues, it is capable of creating images up to 700".



*If other lenses are used, Hitachi cannot guarantee 100% compatibility with the specification.


Projection distances for optional lenses when projecting on to a 100" screen.

Security

Each projector is equipped with a security bar that allows easy attachment of a security chain. In addition, all three models incorporate convenience, security and connectivity options including MyScreen, My Memory, My Button, resolution presets, blackboard whiteboard and daytime modes. MyScreen PIN-Lock, Kensington slot, transition detector and a security LED assist security.

Network Bridge function RS-232C

The Network Bridge function allows for commands to be transmitted via its LAN port to another device connected to the RS-232C output, such as an external TV Tuner or control panel. Not only does this simplify and reduce cabling and installation costs, but having individual RS-232C inputs and outputs allows you to daisy chain multiple Professional High End Installation Projectors together.



Other Features

Mechanical shutter

The shutter mechanically blocks off light, acting as a valuable tool for any presentations.

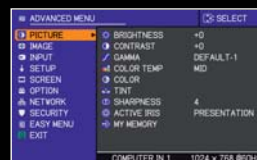
Remote control with ID change function

The accompanying remote control comes with four ID buttons. When operating multiple projectors, each ID can be changed, preventing malfunction. In addition, focus, zoom and lens shift can be adjusted via the remote control.



OSD Menu design

All models feature a new OSD menu with an intuitive interface and sophisticated design. Various functions are easily differentiated by icons, and a horizontal slide bar makes for easy operation.



Technical specifications



CP-X10000

CP-WX11000



CP-SX12000

OPTICAL				
Panel		1.3" LCD panel	1.22" LCD panel	1.3" LCD panel
Resolution		XGA (1024 x 768)	WXGA (1366 x 800)	SXGA+ (1400 x 1050)
Brightness	Normal Mode	7500 ANSI Lumens	6500 ANSI Lumens	7000 ANSI Lumens
	Eco Mode	10%~20% down (TBC)	10%~20% down (TBC)	10%~20% down (TBC)
Contrast Ratio		2500:1	2500:1	2500:1
Lens		Lens is NOT included	Lens is NOT included	Lens is NOT included
Lamp		Single lamp system	Single lamp system	Single lamp system
Lamp Life		2000 hours (Need to lamp test)	2000 hours (Need to lamp test)	2000 hours (Need to lamp test)
Throw Ratio @ 100"		1.0m (ultra short throw lens) ~18.8m (ultra long throw lens)	1.1m (ultra short throw lens) ~20.2m (ultra long throw lens)	1.0m (ultra short throw lens) ~18.8m (ultra long throw lens)
Optical Lens Shift		Vertical 3.7:-1 ~ -1:3.7 (at Horizontal 1:1) Ultra short 1:1 (no lens shift) Horizontal 13:-1 ~ -1:13 (at Vertical 1:1) Ultra short 1:1 (no lens shift)	Vertical 2.3:-1 ~ -1:2.3 (at Horizontal 1:1) Ultra short 1:1 (no lens shift) Horizontal 10:-1 ~ -1:10 (at Vertical 1:1) Ultra short 1:1 (no lens shift)	Vertical 3.7:-1 ~ -1:3.7 (at Horizontal 1:1) Ultra short 1:1 (no lens shift) Horizontal 13:-1 ~ -1:13 (at Vertical 1:1) Ultra short 1:1 (no lens shift)
Diagonal Display Size		40"~700" (target)	40"~700" (target)	40"~700" (target)
Number of Colour		10-bit signal processor, digital gamma 12-bit	10-bit signal processor, digital gamma 12-bit	10-bit signal processor, digital gamma 12-bit
COMPATIBILITY				
Computer Compatibility		up to UXGA (1600 x 1200)	up to UXGA (1600 x 1200)	up to UXGA (1600 x 1200)
Video Compatibility		NTSC/PAL/SECAM/PAL-M,N/NTSC4.43 SDTV: 525i(480i), 525p(480p), 625i(576i) HDTV: 750p (720p@60Hz), 1125i(1080i@50/60Hz) 1080p	NTSC/PAL/SECAM/PAL-M,N/NTSC4.43 SDTV: 525i(480i), 525p(480p), 625i(576i) HDTV: 750p (720p@60Hz), 1125i(1080i@50/60Hz) 1080p	NTSC/PAL/SECAM/PAL-M,N/NTSC4.43 SDTV: 525i(480i), 525p(480p), 625i(576i) HDTV: 750p (720p@60Hz), 1125i(1080i@50/60Hz) 1080p
FEATURES				
Basic features		Freeze, Magnifying, Blank, Quick on (4 Seconds), Direct power on, Auto adjustment, Search	Freeze, Magnifying, Blank, Quick on (4 Seconds), Direct power on, Auto adjustment, Search	Freeze, Magnifying, Blank, Quick on (4 Seconds), Direct power on, Auto adjustment, Search
Picture adjustments		Equalising Gamma Correction, 2-3 pull down, Progressive Scan, Noise Reduction	Equalising Gamma Correction, 2-3 pull down, Progressive Scan, Noise Reduction	Equalising Gamma Correction, 2-3 pull down, Progressive Scan, Noise Reduction
Digital keystone		Vertical Auto, Horizontal Manual	Vertical Auto, Horizontal Manual	Vertical Auto, Horizontal Manual
Advanced features		MyScreen, My Memory, My Button, Blackboard/Whiteboard mode, Daytime mode, Input source naming (English), Resolution setting, Resolution Preset and Customise, Template Function, IR Remote Frequency Change, Closed Captions, Source Skip, Picture by Picture	MyScreen, My Memory, My Button, Blackboard/Whiteboard mode, Daytime mode, Input source naming (English), Resolution setting, Resolution Preset and Customise, Template Function, IR Remote Frequency Change, Closed Captions, Source Skip, Picture by Picture	MyScreen, My Memory, My Button, Blackboard/Whiteboard mode, Daytime mode, Input source naming (English), Resolution setting, Resolution Preset and Customise, Template Function, IR Remote Frequency Change, Closed Captions, Source Skip, Picture by Picture
Other		Lamp door on back side, Quick ON, Direct ON, Direct Off, PIN-Lock, MyScreen PIN-Lock, Keypad Lock, Kensington slot, Transition Detector, My Text Password, Security LED	Lamp door on back side, Quick ON, Direct ON, Direct Off, PIN-Lock, MyScreen PIN-Lock, Keypad Lock, Kensington slot, Transition Detector, My Text Password, Security LED	Lamp door on back side, Quick ON, Direct ON, Direct Off, PIN-Lock, MyScreen PIN-Lock, Keypad Lock, Kensington slot, Transition Detector, My Text Password, Security LED
Security bar		●	●	●
Security label		●	●	●
Serial label on side		●	●	●
OSD Languages		MENU: 17 Languages (TBD)	MENU: 17 Languages (TBD)	MENU: 17 Languages (TBD)
CONNECTIONS				
Computer Input		2 x 15-pin Mini-D-sub 1 x BNC pair DVI-D 1 x HDMI (Digital RGB)	2 x 15-pin Mini-D-sub 1 x BNC pair DVI-D 1 x HDMI (Digital RGB)	2 x 15-pin Mini-D-sub 1 x BNC pair DVI-D 1 x HDMI (Digital RGB)
Monitor Output		1 x D-sub 15	1 x D-sub 15	1 x D-sub 15
Video Input		1 x Composite RCA jack 1 x S-Video jack 1 x Composite BNC 1 x Component BNC (shared with computer)	1 x Composite RCA jack 1 x S-Video jack 1 x Composite BNC 1 x Component BNC (shared with computer)	1 x Composite RCA jack 1 x S-Video jack 1 x Composite BNC 1 x Component BNC (shared with computer)
Audio Input		-	-	-
Audio Output		-	-	-
Mouse emulation		-	-	-
Control		1 x Serial port IN/OUT for RS232C	1 x Serial port IN/OUT for RS232C	1 x Serial port IN/OUT for RS232C
Wired remote control		●	●	●
Wired network		1 x RJ-45	1 x RJ-45	1 x RJ-45
POWER				
Voltage		110V~120V, 220V-240V	110V~120V, 220V-240V	110V~120V, 220V-240V
PHYSICAL				
Dimensions (W x H x D)		476 x 272 x 469mm (excluding feet and extrusions)	476 x 272 x 469mm (excluding feet and extrusions)	476 x 272 x 469mm (excluding feet and extrusions)
Weight		13.1Kg (TBD)	13.1Kg (TBD)	13.1Kg (TBD)
Noise Level	Normal	TBD	TBD	TBD
	Eco	TBD	TBD	TBD
Air Filter		Hybrid	Hybrid	Hybrid
MISCELLANEOUS				
		Lamp, Temp, Standby, Shutter, Projection Image Ceiling Mount Image	Lamp, Temp, Standby, Shutter, Projection Image Ceiling Mount Image	Lamp, Temp, Standby, Shutter, Projection Image Ceiling Mount Image
ACCESSORIES SUPPLIED				
		Remote control with batteries, Computer cable, Power cord, User manual (detail & concise)	Remote control with batteries, Computer cable, Power cord, User manual (detail & concise)	Remote control with batteries, Computer cable, Power cord, User manual (detail & concise)
OPTIONAL ACCESSORIES				
Replacement Lamp		DT01001	DT01001	DT01001